



Kindergarten Packet Answer Key

R-Blends

Name _____

This activity provides practice building words with R-Blends.

Lesson 44: R-Blends

Write and mark each R-Blend slide. Choose one of the letters in the letter box for an ending sound to make a real word. Write the word one time. Then read the word you made. Be sure to arc each Blend and mark each vowel with an x.

b p g

gru gru

grub

tra tra

trap

dra dra

drag

Name _____

This activity provides practice building words with R-Blends.

Lesson 44: R-Blends

Write and mark each R-Blend slide. Choose one of the letters in the letter box for an ending sound to make a real word. Write the word one time. Then read the word you made. Be sure to arc each Blend and mark each vowel with an x.

p g b

dri dri

drip

fro fro

frog

gra gra

grab

Name _____

This page provides practice reading sentences containing simple words, Most Common Words, L-Blends, and R-Blends.


Lesson 44: R-Blends

Read each sentence. Then guess why you think Glen was glad about his pet.

Fred got a pet.












It was a frog.



Fred was glad.



Comprehension Questions

	Questions/Answer	Answered Correctly	Question Type
1	<p>Which of these pictures shows a grin?</p> <p>a.  b. </p> <p>c. </p>		Vocabulary
2	<p>Which of these pictures shows what Bret did to feel warm?</p> <p>a.  b. </p> <p>c. </p>		Story Grammar (Solution)
3	<p>Which picture shows something you would sip?</p> <p>a.  b. </p> <p>c. </p>		Vocabulary
Total			___/3

Reading Horizons Discovery® Spelling Lesson Week 4
Sort and Spell 1

L-Blends and R-Blends	
L-Blends	R-Blends
glad	grip
slip	frog
flag	trim
sled	brag
plum	drag