



# Kindergarten Packet

## Answer Key

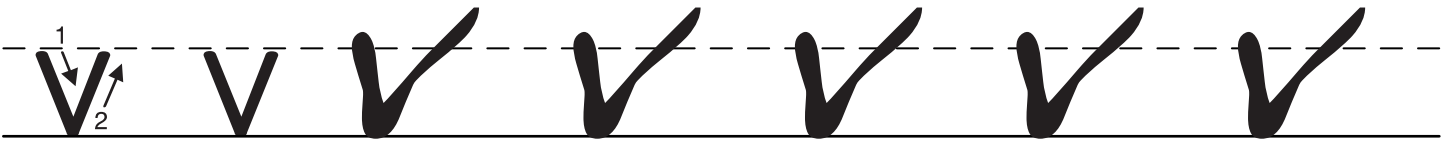
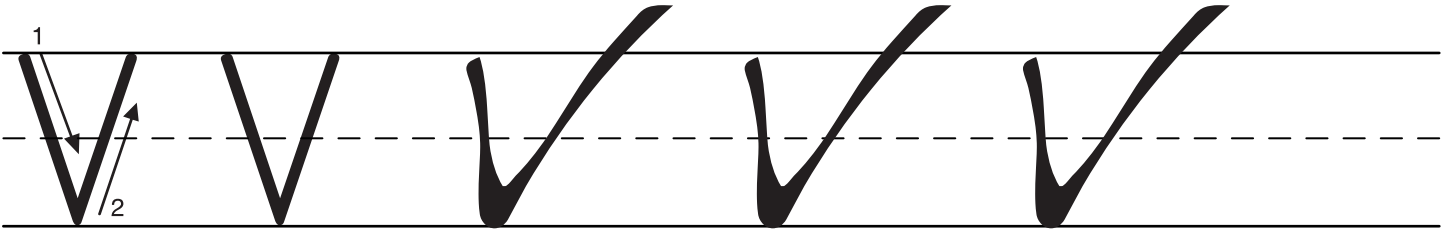
Consonants V and W

Name \_\_\_\_\_

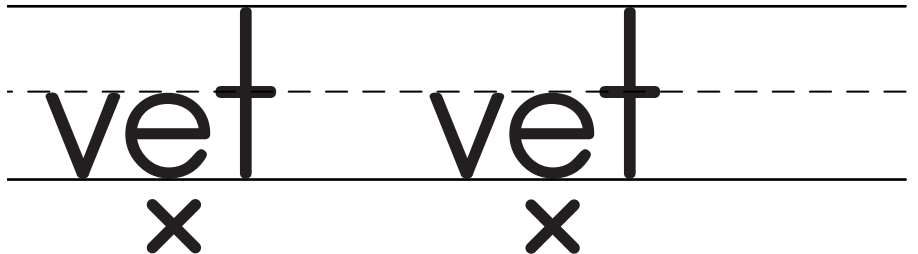
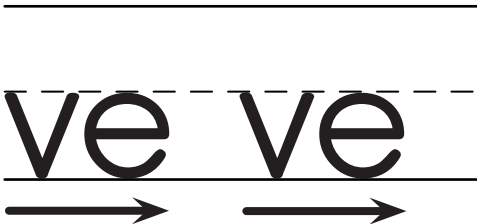
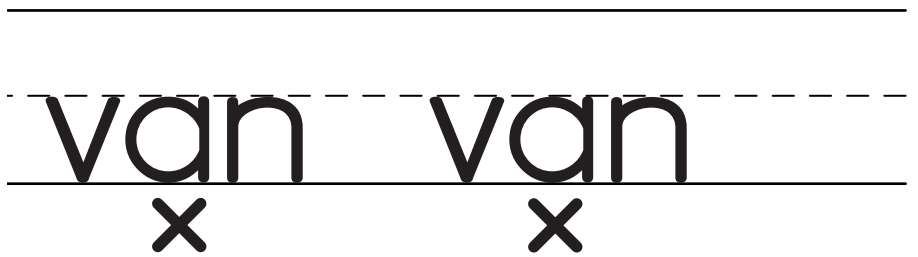

The name of this letter is v. V is a consonant. The sound of v is /v/, as in van.

## Lesson 27: Consonant V

Write rows of the letter v matching the example at the beginning of each row. Each time you write a letter, say the name and the sound: v, /v/; v, /v/.



Write each slide with the slide arrow. Read each slide, and then write each word one time. Mark an x under the vowel. Then read the word.



Name \_\_\_\_\_

This activity provides practice reading and writing words using previously taught letters.

## Lesson 27: Consonant V

Read these words. Each word begins with a vowel.

at

Ed



egg

and

on

am

Draw a picture of something that begins with the letter you see on the line. Write the letter three more times.

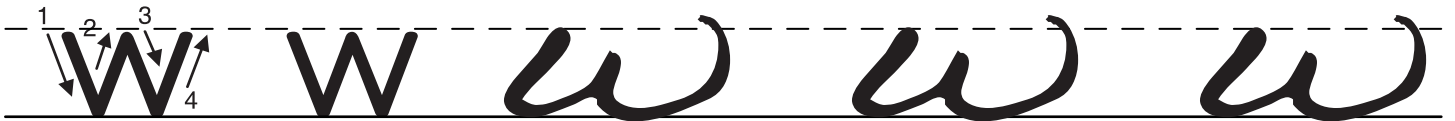


Name \_\_\_\_\_

The name of this letter is w. W is a consonant. The sound of w is /w/, as in web.

## Lesson 28: Consonant W

Write rows of the letter w matching the example at the beginning of each row. Each time you write a letter, say the name and the sound: w, /w/; w, /w/.



Write each slide with the slide arrow. Read each slide, and then write each word one time. Mark an x under the vowel. Then read the word.

