



# Kindergarten Packet

## Answer Key


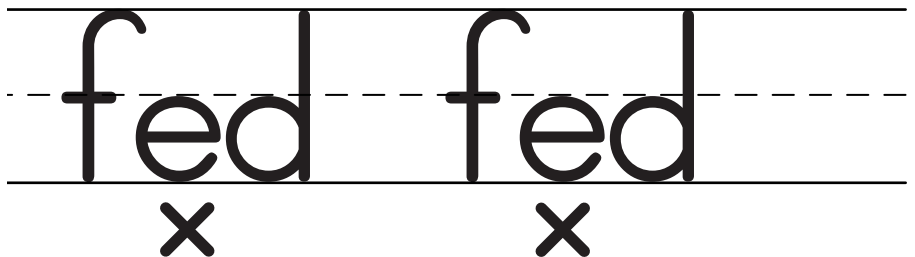
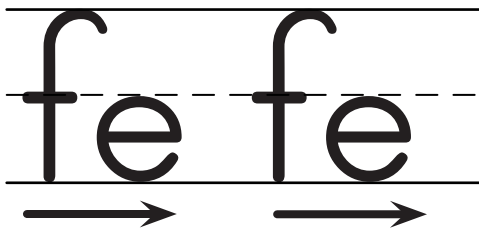
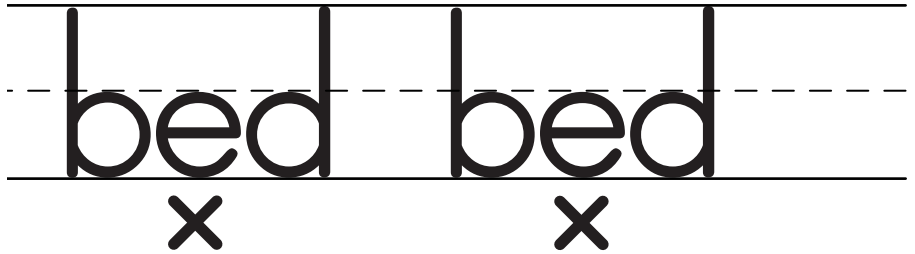
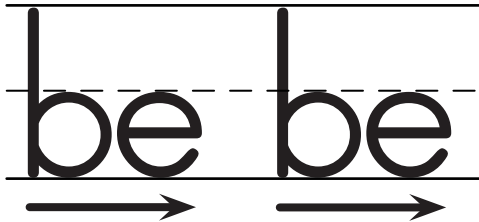
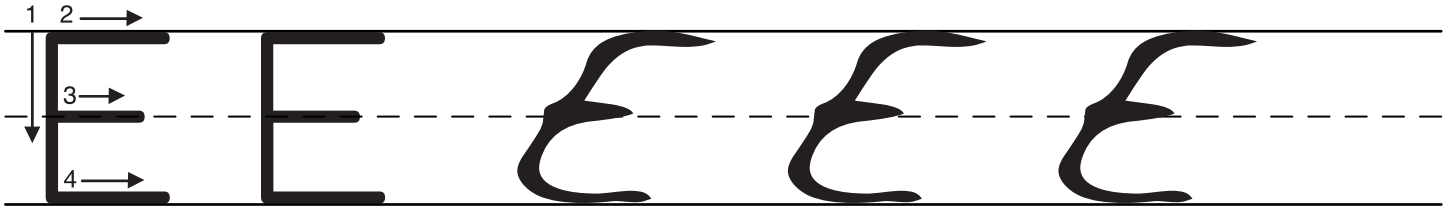
Vowel E

Name \_\_\_\_\_

The name of this letter is e. E is a vowel. The sound for e is /e/, as in *Ed*.

### Lesson 16: Vowel E

Write a whole row of each letter e matching the example at the beginning of each row. Read and write each slide and word one time. Remember to draw the slide arrow beneath each slide.



The keyword  
for e is *Ed*.

Name \_\_\_\_\_

This activity provides practice reading and writing slides and words using the vowels *a* and *e* and previously taught consonants.

### Lesson 16: Vowel E

Read the slide and word in each box. Then write the word in the space provided. Mark the vowel with an x. Then read each word again. The first one has been done for you.

be      be<sub>x</sub>d

bed

x

fe      fe<sub>x</sub>d

fed

x

le      le<sub>x</sub>g

leg

x

ja      ja<sub>x</sub>m

jam

x

Name \_\_\_\_\_

This activity provides practice identifying and writing the letters *m*, *h*, *e*, and *d*.

### Lesson 16: Vowel E

Find and circle each letter that is the same as the letter written on the line. Write a whole row of that letter. Say its name and sound as you write it. The first row is done for you.

w m v n m u m

m m m m m m

n h r t h f h

h h h h h

e c o e x a e

e e e e e e

d p b d d g b

d d d d d d

Name \_\_\_\_\_

This activity provides a review of previously taught letters.

### Lesson 16: Vowel E

Read the letter names. Then say the letter sounds. Circle all of the uppercase letters: ○. Put a box around all of the lowercase letters: □. The first two letters have been done for you.

J

e

H

L

h

m

l

j

M

b

Read the slide and word in each box. Then write the word in the space provided. Mark the vowel with an x.

le → led

led

led

x

ja → jam

jam

jam

x

be → bed

bed

bed

x

da → dad

dad

dad

x