



Kindergarten Packet

Vowel U

Name: _____

Welcome to the *Reading Horizons Discovery*[®] Kindergarten Weekly Student Packet! In this packet, you'll find activities that students can do independently along with some activities that require the help of a fluent reader. Activities will vary from week to week, but each packet will include a combination of activities described below.

Most Common Words Cards

Most Common Words are words that appear so frequently in writing that students should know them by sight. Simply have the student read the words aloud to help them practice rapid recognition skills.

Transfer Cards and Whole Class Transfer Cards

These cards are designed to help students practice a particular reading skill that they've learned. They can be used a variety of ways. Consider the following ideas:

- Point to each word (in order or randomly) and have the student read it.
- Read the word aloud and have the student write the word on a piece of paper.
- Have the student illustrate the sentences on the cards.

***Reading Horizons Discovery*[®] Kindergarten Little Books**

Each skill lesson contains an accompanying Little Book showcasing words that include skills learned in the lesson. Encourage the student to read the book aloud to you. Then, read each comprehension question and allow the student to point to the correct response.

Practice Pages

Instructions at the top may need to be read to the student.

Sort and Spell Activities

In the Sort and Spell activities, the words can be cut out and moved into the appropriate columns on the sort page. The student could also use the words in the bank as a reference and write the words into the correct columns.

Cloze Passages

The student should use the words on the second page of the activity to fill in the blanks on the first page. The passages are designed to include only words that the student has learned the necessary skills to read independently.

Writing Prompts

Designed to help students write using skills they've learned, writing prompts may need to be read to the student by a fluent reader.

Building Words Activities

The student should cut out the accompanying letter cards. A fluent reader should read the Building Words Activity script aloud to the student while the student uses the cards to spell the words. In some cases, it may be smart to break this activity up into two sessions to avoid overloading the student. The Building Words Transfer Card uses words from the Building Words Activity in sentences designed to help students practice reading skills.

Games

Engaging games such as Bear It and the Blends Game are great tools for helping students practice their skills in a fun way. When games are included, you'll find the instructions along with all the necessary components to play. Consider storing the game components (such as Blends cards) for future use.

Happy Reading and Spelling!

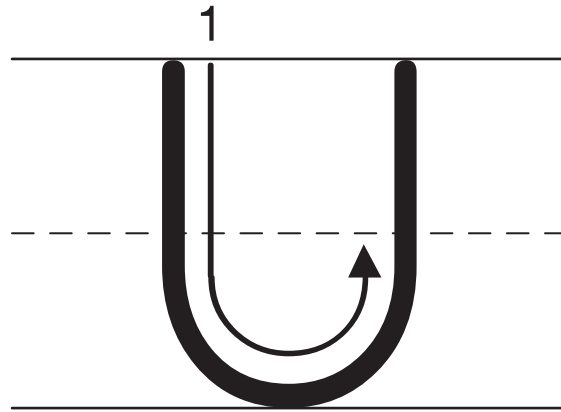
The Reading Horizons Team

There are more than enough activities in each packet to keep a child engaged. You may find that the teacher will assign only certain pages each week. She or he may also send these packets home for a two week period. Be sure to follow whatever instructions are communicated by the teacher.

For more information, contact your teacher at _____.

Letter Formation

Vowel U

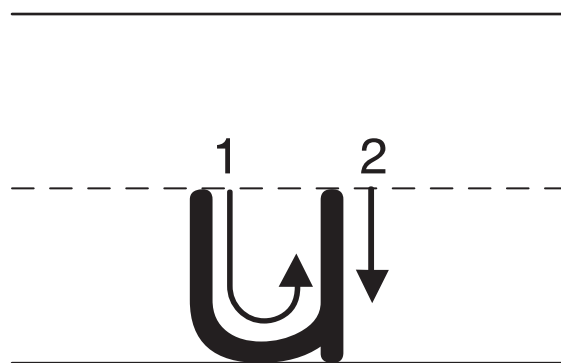


Copyright © April 2017

Reading Horizons Discovery® Kindergarten

Letter Formation

Vowel u



Published by Reading Horizons®


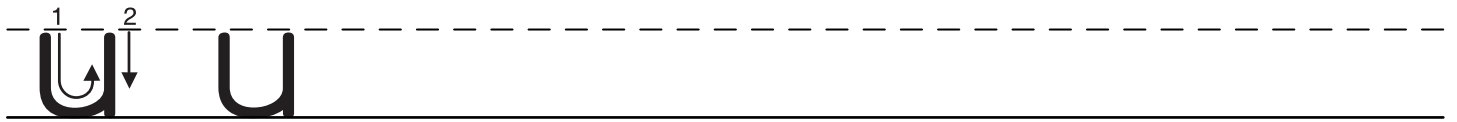
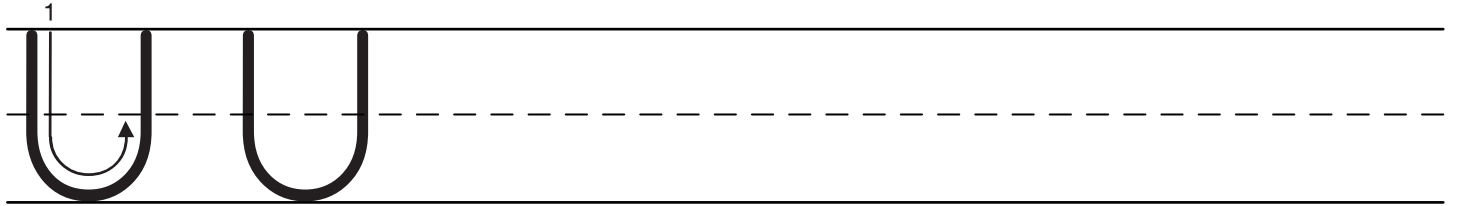
ISBN 978-1-62382-121-0

Name _____

The name of this letter is *u*. *U* is a vowel. The sound for *u* is /u/, as in *up*.

Lesson 31: Vowel *U*

Write a whole row of each letter *u* matching the example at the beginning of each row. Read and write each slide and word one time. Remember to draw the slide arrow beneath each one.



The keyword for *u* is *up*.

Name _____

This activity provides practice identifying and writing the letters v, w, t, and u.

Lesson 31: Vowel U

Find and circle each letter that is the same as the letter written on the line. Write a whole row of that letter. Say its name and sound as you write it. The first row is done for you.

w (v) n (v) w m (v)

v v v v v v v

w s m w r w v

w

f t h t b d t

t

o u n u h u n

u

Name _____

This activity provides practice reading and writing slides and words that contain the vowel u.

Lesson 31: Vowel U

Read and write each slide and word one time.

hu
→

hug
x

bu
→

bud
x

gu
→

gum
x

nu
→

nut
x

su
→

sun
x

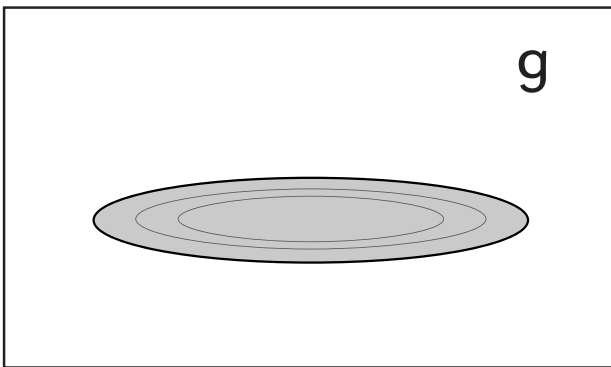
Name _____

This activity provides practice building words using previously taught letters.

Lesson 31: Vowel U

Locate the letter in the box. Write the letter at the end of the slide above it to make a word. Draw a picture of the word you write. The first one has been done for you.

rug



pe



ma



su



Lesson 31: Vowel U u

Name (Uppercase and lowercase):

U u

Sound (/ū/):

/u/ /u/

Name and Sound:

u, /u/ u, /u/

Slides (/fū/ /gū/ /bū/):

fu gu bu

Words:

fun gum bud
dug mud hut

Sentence:

Bud is a fun dog.