



2nd Grade Packet

Prefixes, Root Words, and Suffixes

Name: _____

Welcome to the *Reading Horizons Discovery*® Weekly Student Packet! In this packet, you'll find activities that students can do independently along with some activities that require the help of a fluent reader.

Guided Practice Activities

These activities need to be completed with the help of a fluent reader.

Homework Pages

Each Homework Page includes a concise overview of what was covered in that week of instruction. This information can serve as a review for the student and as a synopsis for anyone assisting in the home. This skill review was not designed to be reading practice for the student. Each square in the Tic-Tac-Toe design of the page includes instructions for the student. A fluent reader should be available to assist in reading these instructions if necessary.

Building Words Activities

The student should cut out the accompanying letter cards. A fluent reader should read the Building Words Activity script aloud to the student while the student uses the cards to spell the words. The letter cards include both upper- and lowercase letters. Encourage the student to practice proper capitalization by only using the uppercase letters when necessary.

Independent Practice Activities

These activities are designed to allow the student to complete them independently. In some cases, small portions of the activities below (like instructions) may require minimal involvement by a fluent reader.

Cloze Passages

The student should use the words on the second page of the activity to fill in the blanks on the first page. The passages are designed to include only words that students have learned the necessary skills to read independently.

Building Words Transfer Cards

The Building Words Transfer Card uses words from the Building Words Activity in sentences designed to help students practice reading skills.

Practice Pages

Instructions at the top may need to be read to the student.

Sort and Spell Activities

Sort and Spell activities include three parts: the Word Sort, Fill-in-the-Blank Sentences, and Word Sort Questions. The Word Sort Questions are designed to challenge the student to think critically, so many of these questions will need to be read to the student. The other parts are designed for independent practice.

In the Word Sort, the words can be cut out and moved into the appropriate columns on the sort page. The student could also use the words in the bank as a reference and write the words into the correct columns. The student should use the words from the sort to complete the Fill-in-the-Blank sentences.

Happy Reading and Spelling!

The Reading Horizons Team


For more information, contact your teacher at _____.

Weekly Spelling Homework

Name _____ Date _____

(Form A) LESSON WEEK 25: Prefixes, Root Words, and Suffixes

Spelling Skill: A prefix is a group of letters placed at the beginning of a word to make a new word. The root of a word is the main or basic part of the word. Some roots can be words by themselves, like the word *act*. But often, a root will have other parts added to it. A suffix is one or more letters added to the end of a word that change the meaning of the word or the part of speech of the word. Learning common prefixes and suffixes (together referred to as affixes) and learning to identify the root of a word will help you know the meanings of unknown words.

Example Word	Word Bank			
	Skill Words			Most Common Words
 a g r e e x x * <u>agree</u> <u>disagree</u>	+agree	+load	+stop	who
	+safe	+read	+pay	do
	+match	+like	+kind	to
	+port	+close	+spell	some
	+go	+joke	+clean	come

The plus sign (+) is seen in front of words that can have prefixes or suffixes added to them to make a new word. When practicing spelling words with affixes, first prove the root word, then rewrite the word with the affix, and underline the affix.

Spelling Tic Tac Toe

Using words from the word bank above, complete at least 3 squares in a row. Show your work on the back of this page in the corresponding squares (e.g., if you choose to complete the activity in square 1, write your response in the grid on the back of this page in the square with the number 1). Return this page to your teacher.

1. Spell and prove three skill words from the word bank. Then add a prefix and/or a suffix to each word.	2. Choose a root word from the word bank that would make sense with the prefix <i>non-</i> . Write a sentence using the new word.	3. Spell and prove three skill words from the word bank. Then add a prefix and/or a suffix to each word.
4. Using a root word from the word bank, add a prefix to create a new word that means <i>not safe</i> .	5. Spell and prove five skill words from the word bank. Add a prefix and/or a suffix to each word.	6. Using a root word from the word bank, add a prefix to create a new word that means the opposite of <i>like</i> .
7. Spell and prove three skill words from the word bank. Then add a prefix and/or a suffix to each word.	8. Choose a root word from the word bank that would make sense with the suffix <i>-est</i> . Write the new word. Then draw a picture to illustrate the meaning of the word.	9. Spell and prove three skill words from the word bank. Then add a prefix and/or a suffix to each word.

1.	2.	3.
4.	5.	6.
7.	8.	9.

Review Activities Lesson Week 25

Building Words Review Activity for Spelling Lesson Week 25 Root Words, Prefixes, and Suffixes

A	E	E	U	I	F	H	L
L	M	P	R	S	S		

**l h f i u e a
b e e n i f y l**

**l w d r m l
s s r p s**

Review Activities Lesson Week 25

Building Words
Review Activity for Spelling Lesson Week 25
Root Words, Prefixes, and Suffixes
Alternates

mis	er	ful	less	im	re

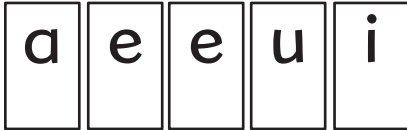
re im less ful er mis

Review Activities Lesson Week 25


Building Words Review Activity for Spelling Lesson Week 25 Root Words, Prefixes, and Suffixes

42 Sounds Cards (one of the following for each student):

Vowels



Consonants



Skill Review

For skill information, see Instructor Cards for Spelling Lesson Week 25.

Building Words

Let's practice spelling words with prefixes or suffixes.

1. Spell the root word **spell**. Now spell the prefix **mis-**. Add the prefix to the root word. What is the new word? (**misspell**) The word is **misspell**. Try not to **misspell** words in your writing.
2. Spell the root word **small**. Now spell the suffix **-er**. Add the suffix to the root word **small** to spell the word **smaller**. She chose the **smaller** puppy.
3. Spell the root word **help**. Now spell the suffix **-ful**. Add the suffix to the root word to spell the word **helpful**. They were **helpful** to their classmates.
4. Now change the suffix in **helpful** and spell the word **helpless**. The baby bird was **helpless**.
5. Spell the root word **press**. Now spell the prefix **im-**. Add the prefix to the root word to spell **impress**. She knew her art would **impress** the judges.
6. Spell the root word **fill**. Now spell the prefix **re-**. Add the prefix to the root word to spell **refill**. I will **refill** my drink before I leave.

Beat the Clock

Ask students to use the sound cards from this lesson to form as many words as they can in a specific amount of time (1-5 minutes depending on the needs of your students and available time). As an alternative, have students write as many words as they can using the letters in this lesson.

Bonus Activity

Have students choose two or three words with prefixes or suffixes from the lesson. Ask them to write a definition for each word.

Transfer

Have students read the words and the sentence from Building Words Transfer Card Lesson Week 25. Check for accuracy and automaticity.

Reading Horizons Discovery® Spelling Lesson Week 25
Cloze Passage

Name _____ Date _____

The Tallest Bridge

If you are _____ to France, you might see the _____ bridge in the world. The bridge was _____ in three years. It _____ in December 2004. The highest part of the bridge is _____ than some clouds.

Because of the _____ traffic, it would be _____ for a biker or a _____ to cross the bridge. Unless you _____ tall places, driving on the tallest bridge would be fun!



Reading Horizons Discovery® Spelling Lesson Week 25
Cloze Passage
Prefixes, Root Words, and Suffixes Word Bank

dislike

nonstop

going

constructed

unsafe

higher

opened

runner

tallest

Spelling Lesson Week 25

Building Words Transfer Card

Prefixes, Root Words, and Suffixes

Words:

misspell	smaller	helpful
helpless	impress	refill

Sentence:

It would be helpful if you could refill the smaller jar.

Name _____

A **root/base** word is a word without any affixes. An **affix** is either a prefix or suffix that is added to the root word to change the meaning of the word.

Lesson 79: Root Words, Prefixes, and Suffixes

A **prefix** is one or more letters added to the beginning of a word that change the meaning of the word: **untie**, **refill**, **dislike**, **nonstop**. Here is a list of common prefixes:

un- (opposite; not)

re- (again)

dis- (not)

mis- (bad; incorrect)

over- (too much)

non- (not)

de- (reverse)

anti- (against)

im- (not)

pre- (before)

semi- (half)

sub- (below)

Read each word. Then underline the prefix in each word. The first word is done for you.

nonfat

overcast

dislike

misbehave

predict

repay

impolite

derail

unimportant

Add the correct prefix to each word below. Use the clue in the parentheses to help you describe which prefix to pick. Then read each word.

_____happy (not happy)

_____try (try again)

_____agree (do not agree)

_____circle (half circle)

Name _____

A **root/base** word is a word without any affixes. An **affix** is either a prefix or suffix that is added to the root word to change the meaning of the word.

Lesson 79: Prefixes, Root Words, and Suffixes

A **suffix** is one or more letters added to the ending of a word that change the meaning of the word: **planting**, **runner**, **joyful**, **fearless**. Here is a list of common suffixes:

-able (can be done)	-ed (happened in the past)	-en (made of)
-er (one who)	-ly (characteristic of)	-less (without)
-ness (condition of)	-ing (happening now)	-ful (full of)
-s, -es (more than one)		

Read each word. Then underline the suffix in each word. The first word is done for you.

hopping

quickly

liked

restful

careless

taxes

kindness

soften

teacher

Read each of the following sentences. The circle the words with suffixes.

Carmon quickly picked up the paper.

She was careless with her new dress!

Did you see Hugo running to the track?

Word Bank

biggest

camped

cheerful

defrost

dislike

jumping

misspoke

nonsense

prepay

repaint

spotless

stars

swimmer

unlock

Page intentionally left blank.

Reading Horizons Discovery® Spelling Lesson Week 25
Sort and Spell 1

Words with Prefixes or Suffixes	Words with Suffixes

Name _____ Date _____

Using the words in the Word Sort, fill in the blanks to complete the sentences below.

1. On Thursday, we are going to _____ the barn red.

2. Do you know how many _____ are in the sky?

3. If the meat is frozen, you will need to _____ it.

4. Your desk is so clean and _____.

5. He is always _____ and happy.

6. She is a fast _____.

7. They will need a code to _____ the safe.

8. I _____ being sick.

Name _____ Date _____

Using the words in the Word Sort, answer the questions below.

1. Underline the prefix or suffix in each word in the sort.

2. What is the root word in the word *swimmer*?

3. What is the root word in the word *misspoke*?
