

Florida State Standards for English Language Arts M/J Intensive Reading

(Courses #1000010, #1000012, #1000014)

Reading Horizons Elevate® employs a structured approach to provide systematic, explicit instruction while integrating listening, speaking, reading, and writing. The emphasis of instruction is on phoneme awareness, sound-symbol correspondences, patterns and conventions of print, and the morphological, syntactical, and semantical aspects of language. This proven method provides students with the solid foundation that is necessary for proficient reading and writing.

Reading Horizons Vocabulary Terms

The following terms will be used throughout the correlation to illustrate the diverse ways in which Reading Horizons product offerings meet the listed standards.

1. **Dictation** is an interactive, multisensory process that is vital to the proper implementation of the Reading Horizons method. It can be performed one-on-one, in small groups, or with an entire class; in all cases, it should be a part of every skill lesson's classroom instruction. First, the leader provides a sound, letter name, slide, or word by extending his or her hands outward from the mouth to the class twice in a row. The students "catch" the offering with their outstretched hands and bring it forward to their ears. The process then reverses with the class sending the word twice and the teacher receiving it. Then, the class writes and marks (or proves) the letter, slide, or word while the teacher provides (when possible) a context sentence. Next, the students display their answers while the teacher formatively assesses and provides corrective feedback where needed. Finally, the teacher and students place their fingers beneath what they have written and read it aloud twice in a row, making sure to keep their eyes on what they are reading.
2. **Eraser Game** can be played after every instance of dictation. This game is a simple way to reinforce concepts and to provide opportunities for students to follow directions and identify skills that are of particular concern to the teacher. Students should erase words based on the instructions given by the teacher. Students can erase words based on a sound or letter at the beginning, middle, or end of a word. Teachers can increase difficulty by having students erase words based on definition, synonym, antonym, alphabetical order, or even by the answer to a riddle. See examples below. The examples assume students have the words *jog*, *cat*, and *sun* on their boards.
 - a. Erase the word that rhymes with *fog*.
 - b. Erase the word that has the same vowel sound as the word *map*.
 - c. Erase the word that means *a bright star near our planet that gives light*.

3. **Letter Formation Pages** provide opportunities for students to practice proper letter formation.
4. **Most Common Words**, also referred to as high-frequency or sight words, are taught throughout the *Reading Horizons Elevate*[®] program. The Most Common Words (MCWs) taught in this program include high-frequency words derived from Fry’s Instant Words List and are introduced in order of frequency. They are presented early on so that students can begin reading words in context sentences. They are not just memorized but are approached from a linguistic standpoint. There are 300 MCWs taught across 20 lessons with 15 words in each list.

MCWs appear in sentences on Transfer Cards (see Student Transfer Cards below). Printable flash cards are available on the teacher resource website *Reading Horizons Accelerate*[®] at www.rhaccelerate.com.

5. **Reading Horizons Elevate**[®] refers to the suite of products in the strategy-based reading program designed for grades 6 and up. (Note: It may also be suitable for students in grades 4-5.) Scripted, non-consumable, direct instruction materials empower teachers to teach effectively right away. Engaging, interactive software allows students the freedom to work at their own pace and receive highly differentiated reading instruction while learning skills that drastically decrease reading, spelling, and pronunciation errors. The sample lessons and software tools below are referenced later in the correlation.
 - a. [Reading Horizons Method Overview](#)
 - b. Sample Lesson: [Phonetic Skill 4](#)
 - c. Sample Lesson: [Decoding Skill 1](#)
 - d. Sample Lesson: [Spelling with -SS, -CE, or -SE](#)
 - e. Sample Lesson: [Root Words, Prefixes, and Suffixes](#)
 - f. [Reading Horizons Elevate](#)[®] [Software Pronunciation Tool](#)
 - g. [Reading Horizons Elevate](#)[®] [Software Dictionary Tool](#)
 - h. [Reading Horizons Elevate](#)[®] [Software Vocabulary Tool](#)
6. **Reading Horizons Elevate**[®] **English Language Enhancement** is a consumable book designed to help English Language Learners study vocabulary, pronunciation, and culture while learning with *Reading Horizons Elevate*[®] Software and classroom instruction.
7. **Reading Horizons Elevate**[®] **Reading Library** contains 330 reading passages that are used by students to practice applying the skills they have learned. The passages are expository texts that simulate types of reading that students encounter both in and out of class, such as textbooks, websites, and magazine articles. These passages are authentic in that the text has been minimally controlled. The reading passages found in the *Reading Horizons Elevate*[®] *Reading Library* are also found in the Library section on the *Reading Horizons Elevate*[®] Software.
 - a. [Reading Horizons Elevate](#)[®] [Reading Library Teacher Guide](#)
 - b. [Reading Horizons Elevate](#)[®] [Reading Library Book 1](#)
 - c. [Reading Horizons Elevate](#)[®] [Reading Library Book 2](#)

- d. [Reading Horizons Elevate® Reading Library Book 3](#)
 - e. [Reading Horizons Elevate® Reading Library Book 4](#)
8. **Reading Horizons Elevate® Student Book** is a consumable book of practice pages designed to help students practice the skills taught in each lesson.
9. **Student Transfer Cards** contain words and sentences that are designed to provide students with opportunities to learn to recognize the print form of the same sounds they were taught during the lesson. All words and sentences on the Transfer Cards are vocabulary controlled to include, but not exceed, the skills taught to that point in the program. Students can read and mark (or prove) the words on the card. Once isolated words have been marked and read, the sentences at the bottom of the card can be read aloud for fluency and comprehension.

6th Grade	
Standard	<i>Reading Horizons Elevate®</i>
ELA.6.C.1.2 Write personal or fictional narratives using narrative techniques, precise words and phrases, and figurative language.	<i>Reading Horizons Elevate®</i> is designed to provide students with all the necessary decoding skills to read grade-level texts of all kinds. All lessons in <i>Reading Horizons Elevate®</i> focus on building decoding skills that can be transferred to encoding skills. As students build reading skills that follow predictable patterns, they are empowered to read and spell any word that follows a particular skill. Certain lessons (such as Lesson 92: Spelling with -SS, -CE, or -SE) focus on spelling. This practice helps students develop the encoding skills necessary to write in a variety of academic areas.
ELA.6.C.1.3 Write and support a claim using logical reasoning, relevant evidence from sources, elaboration, and a logical organizational structure with varied transitions.	<i>Reading Horizons Elevate®</i> is designed to provide students with all the necessary decoding skills to read grade-level texts of all kinds. All lessons in <i>Reading Horizons Elevate®</i> focus on building decoding skills that can be transferred to encoding skills. As students build reading skills that follow predictable patterns, they are empowered to read and spell any word that follows a particular skill. Certain lessons (such as Lesson 92: Spelling with -SS, -CE, or -SE) focus on spelling. This practice helps students develop the encoding skills necessary to write in a variety of academic areas. The use of graphic organizers suggested in the Reading Library Teacher Guide further helps to develop this standard.

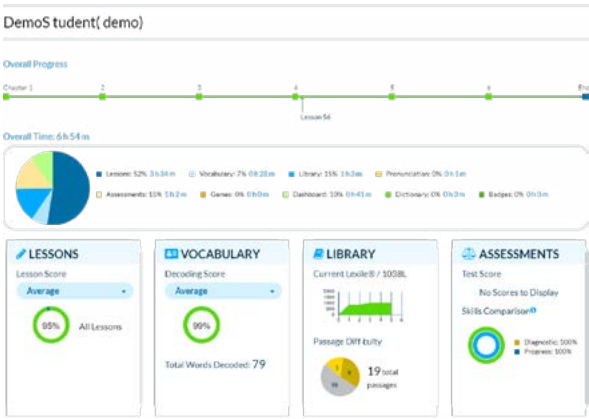
<p>ELA.6.C.1.4 Write expository texts to explain and/or analyze information from multiple sources, using a logical organizational structure, relevant elaboration, and varied transitions.</p>	<p><i>Reading Horizons Elevate</i>[®] is designed to provide students with all the necessary decoding skills to read grade-level texts of all kinds. All lessons in <i>Reading Horizons Elevate</i>[®] focus on building decoding skills that can be transferred to encoding skills. As students build reading skills that follow predictable patterns, they are empowered to read and spell any word that follows a particular skill. Certain lessons (such as Lesson 92: Spelling with -SS, -CE, or -SE) focus on spelling. This practice helps students develop the encoding skills necessary to write in a variety of academic areas. The use of graphic organizers suggested in the Reading Library Teacher Guide further helps to develop this standard. The passages found in the <i>Reading Horizons Elevate</i>[®] <i>Reading Library</i> can be used in combination with other texts to apply this standard.</p>
<p>ELA.6.C.2.1. Present information orally, in a logical sequence, using nonverbal cues, appropriate volume, clear pronunciation, and appropriate pacing.</p>	<p><i>Reading Horizons Elevate</i>[®] utilizes an instructional framework that promotes communication skills through student explanation, elaboration, and collaborative game play.</p>
<p>ELA.6.C.3.1 Follow the rules of standard English grammar, punctuation, capitalization, and spelling appropriate to grade level.</p>	<p><i>Reading Horizons Elevate</i>[®] includes many lessons to support students in developing and applying the rules of English grammar, punctuation, and capitalization. These lessons include, but are not limited to, Capitalization, Sentence Structure, Commas, Direct and Indirect Quotations, and Parts of Speech lessons. All lessons in <i>Reading Horizons Elevate</i>[®] focus on building decoding skills that can be transferred to encoding skills. As students build reading skills that follow predictable patterns, they are empowered to read and spell any word that follows a particular skill. Certain lessons (such as Lesson 92: Spelling with -SS, -CE, or -SE) focus on spelling.</p>

<p>ELA.6.C.4.1 Conduct research to answer a question, drawing on multiple reliable and valid sources, and refocusing the inquiry when appropriate.</p>	<p><i>Reading Horizons Elevate</i>[®] is designed to provide students with all the necessary decoding skills to read grade-level texts of all kinds. All lessons in <i>Reading Horizons Elevate</i>[®] focus on building decoding skills that can be transferred to encoding skills. As students build reading skills that follow predictable patterns, they are empowered to read and spell any word that follows a particular skill. Certain lessons (such as Lesson 92: Spelling with -SS, -CE, or -SE) focus on spelling. This practice helps students develop the encoding skills necessary to write in a variety of academic areas. The use of graphic organizers suggested in the Reading Library Teacher Guide further helps to develop this standard. The passages found in the <i>Reading Horizons Elevate</i>[®] <i>Reading Library</i> can be used in combination with other texts to apply this standard.</p>
<p>ELA.6.R.1.1 Analyze how the interaction between characters contributes to the development of a plot in a literary text.</p>	<p><i>Reading Horizons Elevate</i>[®] curriculum does not directly address plot development in a text; however, <i>Reading Horizons Elevate</i>[®] is designed to provide students with all the necessary decoding skills to read grade-level texts of all kinds.</p>
<p>ELA.6.R.1.2 Analyze the development of stated or implied theme(s) throughout a literary text.</p>	<p><i>Reading Horizons Elevate</i>[®] curriculum does not directly address theme analysis in a text; however, <i>Reading Horizons Elevate</i>[®] is designed to provide students with all the necessary decoding skills to read grade-level texts of all kinds.</p>
<p>ELA.6.R.1.3 Explain the influence of multiple narrators and/or shifts in point of view in a literary text.</p>	<p><i>Reading Horizons Elevate</i>[®] curriculum does not directly address narrator point of view; however, <i>Reading Horizons Elevate</i>[®] is designed to provide students with all the necessary decoding skills to read grade-level texts of all kinds.</p>
<p>ELA.6.R.1.4 Describe the impact of various poetic forms on meaning and style.</p>	<p><i>Reading Horizons Elevate</i>[®] curriculum does not directly address poetic forms; however, <i>Reading Horizons Elevate</i>[®] is designed to provide students with all the necessary decoding skills to read grade-level texts of all kinds.</p>
<p>ELA.6.R.2.1 Explain how individual text sections and/or features convey meaning in texts.</p>	<p><i>Reading Horizons Elevate</i>[®] is designed to provide students with all the necessary decoding skills to read grade-level texts of all kinds. The use of graphic organizers suggested in the Reading Library Teacher Guide further helps to develop this standard. The passages and their corresponding comprehension questions found in the <i>Reading Horizons Elevate</i>[®] <i>Reading Library</i> can be used in combination with other texts to apply this standard.</p>

<p>ELA.6.R.2.2 Analyze the central idea(s), implied or explicit, and its development throughout a text.</p>	<p><i>Reading Horizons Elevate</i>[®] is designed to provide students with all the necessary decoding skills to read grade-level texts of all kinds. The use of graphic organizers suggested in the Reading Library Teacher Guide further helps to develop this standard. The passages and their corresponding comprehension questions found in the <i>Reading Horizons Elevate</i>[®] <i>Reading Library</i> can be used in combination with other texts to apply this standard.</p>
<p>ELA.6.R.2.3 Analyze authors' purpose(s) in multiple accounts of the same event or topic.</p>	<p><i>Reading Horizons Elevate</i>[®] is designed to provide students with all the necessary decoding skills to read grade-level texts of all kinds. The use of graphic organizers suggested in the Reading Library Teacher Guide further helps to develop this standard. The passages and their corresponding comprehension questions found in the <i>Reading Horizons Elevate</i>[®] <i>Reading Library</i> can be used in combination with other texts to apply this standard.</p>
<p>ELA.6.R.2.4 Track the development of an argument, identifying the types of reasoning used.</p>	<p><i>Reading Horizons Elevate</i>[®] curriculum does not directly address argument development; however, <i>Reading Horizons Elevate</i>[®] is designed to provide students with all the necessary decoding skills to read grade-level texts of all kinds.</p>
<p>ELA.6.R.3.1 Explain how figurative language contributes to tone and meaning in text(s).</p>	<p><i>Reading Horizons Elevate</i>[®] curriculum does not directly address figurative language; however, <i>Reading Horizons Elevate</i>[®] is designed to provide students with all the necessary decoding skills to read grade-level texts of all kinds.</p>
<p>ELA.6.R.3.2 Paraphrase content from grade-level texts.</p>	<p><i>Reading Horizons Elevate</i>[®] is designed to provide students with all the necessary decoding skills to read grade-level texts of all kinds. The use of graphic organizers suggested in the Reading Library Teacher Guide further helps to develop this standard. The passages and their corresponding comprehension questions found in the <i>Reading Horizons Elevate</i>[®] <i>Reading Library</i> can be used in combination with other texts to apply this standard.</p>
<p>ELA.6.V.1.1 Integrate academic vocabulary appropriate to grade level in speaking and writing.</p>	<p>Throughout the <i>Reading Horizons Elevate</i>[®] program, teachers are encouraged to teach word meaning and provide context sentences as students are exposed to new vocabulary. In addition, the Vocabulary section of the student software also provides opportunities for students to develop the skills for this standard.</p>

<p>ELA.6.V.1.2 Apply knowledge of Greek and Latin roots and affixes to determine meanings of words and phrases in grade-level content.</p>	<p>Throughout the <i>Reading Horizons Elevate</i>® program, teachers are encouraged to teach word meaning and provide context sentences as students are exposed to new vocabulary. Lesson 86: Root Words, Prefixes, and Suffixes and Lesson 87: Other Suffixes specifically address this standard. In addition, the Vocabulary section of the student software also provides opportunities for students to develop the skills for this standard.</p>
<p>ELA.6.V.1.3 Apply knowledge of context clues, figurative language, word relationships, reference materials, and/or background knowledge to determine the connotative and denotative meaning of words and phrases, appropriate to grade level.</p>	<p>Throughout the <i>Reading Horizons Elevate</i>® program, teachers are encouraged to teach word meaning and provide context sentences as students are exposed to new vocabulary. In addition, the Vocabulary and Dictionary sections of the student software also provide opportunities for students to develop the skills for this standard.</p>
<p>ELA.612.F.2.1 Demonstrate an understanding of spoken words, syllables, and sounds.</p> <ul style="list-style-type: none"> a. Orally produce single-syllable and multisyllabic words by accurately blending sounds. b. Accurately segment single-syllable and multisyllabic words. 	<p><i>Reading Horizons Elevate</i>® focuses on decoding strategies to allow students to orthographically map patterns in the English language instead of just memorizing words. The visual spatial process employs markings to indicate pronunciation and movement in syllabication to support mapping words. The explicit model of teaching these skills and the gradual release of responsibility to the student allows students to master each skill, thereby empowering them to accurately read words independently. The skills taught build upon one another, moving from simple to complex. The core skills are the 42 Sounds in English, the 5 Phonetic Skills for single-syllable words, and the 2 Decoding Skills for proving pronouncing and syllabication.</p>
<p>ELA.612.F.2.2 Know and apply phonics and word analysis skills in decoding words.</p> <ul style="list-style-type: none"> a. Use an array of strategies to decode single-syllable and multisyllabic words. b. Accurately read multisyllabic words using a combined knowledge of all letter-sound correspondences, and syllabication patterns. 	<p><i>Reading Horizons Elevate</i>® focuses on teaching all the necessary skills for decoding words of any length.</p> <p>Decoding strategies for single-syllable words are explicitly taught in the following lessons:</p> <p>Lesson 34: Phonetic Skill 1 teaches students to decode CVC and CCVC words (closed syllable).</p> <p>Lesson 35: Phonetic Skill 2 teaches students to decode CVCC and CCVCC words (closed syllable).</p> <p>Lesson 43: Phonetic Skill 3 teaches students to decode CV words (open syllable).</p> <p>Lesson 44: Phonetic Skill 4 teaches students to decode words that end in the VCe combination.</p>

	<p>Lesson 51: Phonetic Skill 5 teaches students to decode CVVC words with common vowel teams.</p> <p>Lesson 64: -LE at the End of a Word teaches students to decode words that end in the consonant-le syllable type.</p> <p>Lesson 69: Murmur Diphthong AR, Lesson 70: Murmur Diphthong OR, and Lesson 71: Murmur Diphthongs ER, UR, and IR all teach students to decode words that follow the r-controlled vowel syllable type.</p> <p>Lessons 81-82: Special Vowel Sounds AU/AW, OU/OW, OI/OY, and OO/OO teach students to decode words that contain these vowel teams.</p> <p>Syllabication patterns for decoding multisyllabic words are explicitly taught in the following lessons:</p> <p>Lesson 56: Decoding Skill 1 teaches students to decode multisyllabic words in which the first syllable follows a CV pattern.</p> <p>Lesson 61: Decoding Skill 2 teaches students to break down multisyllabic words in which the first syllable follows a VC pattern.</p> <p>Lesson 65: Decoding Words of Any Length empowers students to combine their previous skills to break down even longer words.</p> <p>Lesson 66: Compound Words teaches students to break down compound words.</p>
<p>ELA.612.F.2.3 Know and apply phonics and word analysis skills in encoding words.</p> <p>a. Use an array of strategies to accurately encode single-syllable and multisyllabic words.</p>	<p>All lessons in <i>Reading Horizons Elevate</i>® focus on building decoding skills that can be transferred to encoding skills. As students build reading skills that follow predictable patterns, they are empowered to read and spell any word that follows a particular skill. Certain lessons (such as Lesson 92: Spelling with -SS, -CE, or -SE) focus on spelling.</p>
<p>ELA.612.F.2.4 Read grade-level texts with accuracy, automaticity, and appropriate prosody or expression.</p>	<p><i>Reading Horizons Elevate</i>® is designed to provide students with all the necessary decoding skills to read grade-level texts of all kinds. The passages and their corresponding comprehension questions along with reading rate tables found in the <i>Reading Horizons Elevate</i>® <i>Reading Library</i> can be used to gauge accuracy and rate.</p>

<p>ELA.K12.EE.1.1 Cite evidence to explain and justify reasoning.</p>	<p><i>Reading Horizons Elevate</i>[®] is designed to provide students with all the necessary decoding skills to read grade-level texts of all kinds. The passages and their corresponding comprehension questions found in the <i>Reading Horizons Elevate</i>[®] <i>Reading Library</i> can be used in combination with other texts to apply this standard.</p>
<p>ELA.K12.EE.2.1 Read and comprehend grade-level complex texts proficiently.</p>	<p><i>Reading Horizons Elevate</i>[®] is designed to provide students with all the necessary decoding skills to read grade-level texts of all kinds. The passages and their corresponding comprehension questions found in the <i>Reading Horizons Elevate</i>[®] <i>Reading Library</i> can be used to gauge comprehension.</p>
<p>ELA.K12.EE.3.1 Make inferences to support comprehension.</p>	<p><i>Reading Horizons Elevate</i>[®] is designed to provide students with all the necessary decoding skills to read grade-level texts of all kinds. The passages and their corresponding comprehension questions found in the <i>Reading Horizons Elevate</i>[®] <i>Reading Library</i> can be used to gauge comprehension. All but the lowest level passages include at least one inference question.</p>
<p>ELA.K12.EE.4.1 Use appropriate collaborative techniques and active listening skills when engaging in discussions in a variety of situations.</p>	<p><i>Reading Horizons Elevate</i>[®] utilizes an instructional framework that promotes communication skills through student explanation, elaboration, and collaborative game play.</p>
<p>ELA.K12.EE.5.1 Use the accepted rules governing a specific format to create quality work.</p>	<p><i>Reading Horizons Elevate</i>[®] provides many practice opportunities for students to consistently evaluate their own progress within a specific format to create quality work.</p> <p>Sample Student Summary Report</p> 
<p>ELA.K12.EE.6.1 Use appropriate voice and tone when speaking or writing.</p>	<p><i>Reading Horizons Elevate</i>[®] utilizes an instructional framework that promotes communication skills through student explanation, elaboration, and collaborative game play.</p>

<p>ELD.K12.ELL.LA.1 English language learners communicate information, ideas and concepts necessary for academic success in the content area of Language Arts.</p>	<p><i>Reading Horizons Elevate</i>[®] <i>English Language Enhancement</i> is a consumable book designed to help English language learners study vocabulary, pronunciation, and culture while learning with the <i>Reading Horizons Elevate</i>[®] student software and classroom instruction. The direct instruction materials include resources and tips to assist those who teach speakers of other languages.</p>
<p>ELD.K12.ELL.SI.1 English language learners communicate for social and instructional purposes within the school setting.</p>	<p><i>Reading Horizons Elevate</i>[®] <i>English Language Enhancement</i> is a consumable book designed to help English language learners study vocabulary, pronunciation, and culture while learning with the <i>Reading Horizons Elevate</i>[®] student software and classroom instruction. The direct instruction materials include resources and tips to assist those who teach speakers of other languages.</p>

7th Grade

Standard	<i>Reading Horizons Elevate</i>[®]
<p>ELA.7.C.2.1 Write personal or fictional narratives using narrative techniques, a recognizable point of view, precise words and phrases, and figurative language.</p>	<p><i>Reading Horizons Elevate</i>[®] is designed to provide students with all the necessary decoding skills to read grade-level texts of all kinds. All lessons in <i>Reading Horizons Elevate</i>[®] focus on building decoding skills that can be transferred to encoding skills. As students build reading skills that follow predictable patterns, they are empowered to read and spell any word that follows a particular skill. Certain lessons (such as Lesson 92: Spelling with -SS, -CE, or -SE) focus on spelling. This practice helps students develop the encoding skills necessary to write in a variety of academic areas.</p>
<p>ELA.7.C.1.3 Write and support a claim using logical reasoning, relevant evidence from sources, elaboration, a logical organizational structure with varied transitions, and acknowledging at least one counterclaim.</p>	<p><i>Reading Horizons Elevate</i>[®] is designed to provide students with all the necessary decoding skills to read grade-level texts of all kinds. All lessons in <i>Reading Horizons Elevate</i>[®] focus on building decoding skills that can be transferred to encoding skills. As students build reading skills that follow predictable patterns, they are empowered to read and spell any word that follows a particular skill. Certain lessons (such as Lesson 92: Spelling with -SS, -CE, or -SE) focus on spelling. This practice helps students develop the encoding skills necessary to write in a variety of academic areas. The use of graphic organizers suggested in the Reading Library Teacher Guide further helps to develop this standard.</p>

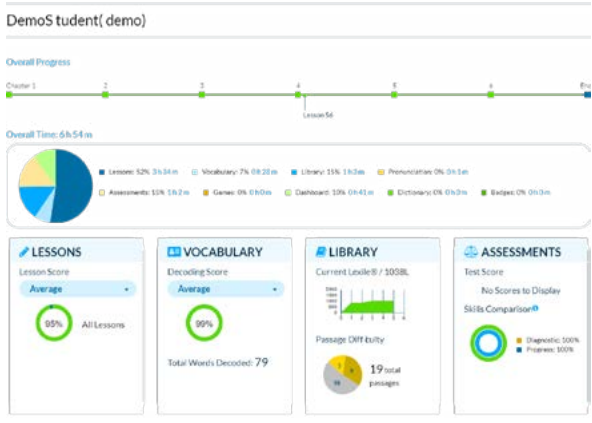
<p>ELA.7.C.1.4 Write expository texts to explain and analyze information from multiple sources, using relevant supporting details and a logical organizational pattern.</p>	<p><i>Reading Horizons Elevate</i>[®] is designed to provide students with all the necessary decoding skills to read grade-level texts of all kinds. All lessons in <i>Reading Horizons Elevate</i>[®] focus on building decoding skills that can be transferred to encoding skills. As students build reading skills that follow predictable patterns, they are empowered to read and spell any word that follows a particular skill. Certain lessons (such as Lesson 92: Spelling with -SS, -CE, or -SE) focus on spelling. This practice helps students develop the encoding skills necessary to write in a variety of academic areas. The use of graphic organizers suggested in the Reading Library Teacher Guide further helps to develop this standard. The passages found in the <i>Reading Horizons Elevate</i>[®] <i>Reading Library</i> can be used in combination with other texts to apply this standard.</p>
<p>ELA.7.C.2.1 Present information orally, in a logical sequence, emphasizing key points that support the central idea.</p>	<p><i>Reading Horizons Elevate</i>[®] utilizes an instructional framework that promotes communication skills through student explanation, elaboration, and collaborative game play.</p>
<p>ELA.7.R.1.1 Analyze the impact of setting on character development and plot in a literary text.</p>	<p><i>Reading Horizons Elevate</i>[®] curriculum does not directly address plot, setting, and character development in a text; however, <i>Reading Horizons Elevate</i>[®] is designed to provide students with all the necessary decoding skills to read grade-level texts of all kinds.</p>
<p>ELA.7.R.1.2 Compare two or more themes and their development throughout a literary text.</p>	<p><i>Reading Horizons Elevate</i>[®] curriculum does not directly address theme analysis in a text; however, <i>Reading Horizons Elevate</i>[®] is designed to provide students with all the necessary decoding skills to read grade-level texts of all kinds.</p>
<p>ELA.7.R.1.3 Explain the influence of narrator(s), including unreliable narrator(s), and/or shifts in point of view in a literary text.</p>	<p><i>Reading Horizons Elevate</i>[®] curriculum does not directly address narrator point of view; however, <i>Reading Horizons Elevate</i>[®] is designed to provide students with all the necessary decoding skills to read grade-level texts of all kinds.</p>
<p>ELA.7.R.1.4 Analyze the impact of various poetic forms on meaning and style.</p>	<p><i>Reading Horizons Elevate</i>[®] curriculum does not directly address poetic forms; however, <i>Reading Horizons Elevate</i>[®] is designed to provide students with all the necessary decoding skills to read grade-level texts of all kinds.</p>

<p>ELA.7.R.2.1 Explain how individual text sections and/or features convey a purpose in texts.</p>	<p><i>Reading Horizons Elevate</i>[®] is designed to provide students with all the necessary decoding skills to read grade-level texts of all kinds. The use of graphic organizers suggested in the Reading Library Teacher Guide further helps to develop this standard. The passages and their corresponding comprehension questions found in the <i>Reading Horizons Elevate</i>[®] <i>Reading Library</i> can be used in combination with other texts to apply this standard.</p>
<p>ELA.7.R.2.2 Compare two or more central ideas and their development throughout a text.</p>	<p><i>Reading Horizons Elevate</i>[®] is designed to provide students with all the necessary decoding skills to read grade-level texts of all kinds. The use of graphic organizers suggested in the Reading Library Teacher Guide further helps to develop this standard. The passages and their corresponding comprehension questions found in the <i>Reading Horizons Elevate</i>[®] <i>Reading Library</i> can be used in combination with other texts to apply this standard.</p>
<p>ELA.7.R.2.3 Explain how an author establishes and achieves purpose(s) through diction and syntax.</p>	<p><i>Reading Horizons Elevate</i>[®] curriculum does not directly address diction and syntax; however, <i>Reading Horizons Elevate</i>[®] is designed to provide students with all the necessary decoding skills to read grade-level texts of all kinds.</p>
<p>ELA.7.R.2.4 Track the development of an argument, identifying the types of reasoning used.</p>	<p><i>Reading Horizons Elevate</i>[®] curriculum does not directly address argument development; however, <i>Reading Horizons Elevate</i>[®] is designed to provide students with all the necessary decoding skills to read grade-level texts of all kinds.</p>
<p>ELA.7.R.3.1 Analyze how figurative language contributes to tone and meaning and explain examples of allusions in text(s).</p>	<p><i>Reading Horizons Elevate</i>[®] curriculum does not directly address figurative language; however, <i>Reading Horizons Elevate</i>[®] is designed to provide students with all the necessary decoding skills to read grade-level texts of all kinds.</p>
<p>ELA.7.R.3.2 Paraphrase content from grade-level texts.</p>	<p><i>Reading Horizons Elevate</i>[®] is designed to provide students with all the necessary decoding skills to read grade-level texts of all kinds. The use of graphic organizers suggested in the Reading Library Teacher Guide further helps to develop this standard. The passages and their corresponding comprehension questions found in the <i>Reading Horizons Elevate</i>[®] <i>Reading Library</i> can be used in combination with other texts to apply this standard.</p>

<p>ELA.7.R.3.3 Compare and contrast how authors with differing perspectives address the same or related topics or themes.</p>	<p><i>Reading Horizons Elevate</i>® is designed to provide students with all the necessary decoding skills to read grade-level texts of all kinds. The use of graphic organizers suggested in the Reading Library Teacher Guide further helps to develop this standard. The passages and their corresponding comprehension questions found in the <i>Reading Horizons Elevate</i>® <i>Reading Library</i> can be used in combination with other texts to apply this standard.</p>
<p>ELA.7.V.1.1 Integrate academic vocabulary appropriate to grade level in speaking and writing.</p>	<p>Throughout the <i>Reading Horizons Elevate</i>® program, teachers are encouraged to teach word meaning and provide context sentences as students are exposed to new vocabulary. In addition, the Vocabulary section of the student software also provides opportunities for students to develop the skills for this standard.</p>
<p>ELA.7.V.1.2 Apply knowledge of Greek and Latin roots and affixes to determine meanings of words and phrases in grade-level content.</p>	<p>Throughout the <i>Reading Horizons Elevate</i>® program, teachers are encouraged to teach word meaning and provide context sentences as students are exposed to new vocabulary. Lesson 86: Root Words, Prefixes, and Suffixes and Lesson 87: Other Suffixes specifically address this standard. In addition, the Vocabulary section of the student software also provides opportunities for students to develop the skills for this standard.</p>
<p>ELA.7.V.1.3 Apply knowledge of context clues, figurative language, word relationships, reference materials, and/or background knowledge to determine the connotative and denotative meaning of words and phrases, appropriate to grade level.</p>	<p>Throughout the <i>Reading Horizons Elevate</i>® program, teachers are encouraged to teach word meaning and provide context sentences as students are exposed to new vocabulary. In addition, the Vocabulary and Dictionary sections of the student software also provide opportunities for students to develop the skills for this standard.</p>
<p>ELA.612.F.2.1 Demonstrate an understanding of spoken words, syllables, and sounds.</p> <ol style="list-style-type: none"> Orally produce single-syllable and multisyllabic words by accurately blending sounds. Accurately segment single-syllable and multisyllabic words. 	<p><i>Reading Horizons Elevate</i>® focuses on decoding strategies to allow students to orthographically map patterns in the English language instead of just memorizing words. The visual spatial process employs markings to indicate pronunciation and movement in syllabication to support mapping words. The explicit model of teaching these skills and the gradual release of responsibility to the student allows students to master each skill, thereby empowering them to accurately read words independently. The skills taught build upon one another, moving from simple to complex. The core skills are the 42 Sounds in English, the 5 Phonetic Skills for single-syllable words, and the 2 Decoding Skills for proving pronouncing and syllabication.</p>

<p>ELA.612.F.2.2 Know and apply phonics and word analysis skills in decoding words.</p> <ul style="list-style-type: none"> a. Use an array of strategies to decode single-syllable and multisyllabic words. b. Accurately read multisyllabic words using a combined knowledge of all letter-sound correspondences, and syllabication patterns. 	<p><i>Reading Horizons Elevate</i>[®] focuses on teaching all the necessary skills for decoding words of any length.</p> <p>Decoding strategies for single-syllable words are explicitly taught in the following lessons:</p> <p>Lesson 34: Phonetic Skill 1 teaches students to decode CVC and CCVC words (closed syllable).</p> <p>Lesson 35: Phonetic Skill 2 teaches students to decode CVCC and CCVCC words (closed syllable).</p> <p>Lesson 43: Phonetic Skill 3 teaches students to decode CV words (open syllable).</p> <p>Lesson 44: Phonetic Skill 4 teaches students to decode words that end in the VCe combination.</p> <p>Lesson 51: Phonetic Skill 5 teaches students to decode CVVC words with common vowel teams.</p> <p>Lesson 64: -LE at the End of a Word teaches students to decode words that end in the consonant-le syllable type.</p> <p>Lesson 69: Murmur Diphthong AR, Lesson 70: Murmur Diphthong OR, and Lesson 71: Murmur Diphthongs ER, UR, and IR all teach students to decode words that follow the r-controlled vowel syllable type.</p> <p>Lessons 81-82: Special Vowel Sounds AU/AW, OU/OW, OI/OY, and OO/OO teach students to decode words that contain these vowel teams.</p> <p>Syllabication patterns for decoding multisyllabic words are explicitly taught in the following lessons:</p> <p>Lesson 56: Decoding Skill 1 teaches students to decode multisyllabic words in which the first syllable follows a CV pattern.</p> <p>Lesson 61: Decoding Skill 2 teaches students to break down multisyllabic words in which the first syllable follows a VC pattern.</p> <p>Lesson 65: Decoding Words of Any Length empowers students to combine their previous skills to break down even longer words.</p> <p>Lesson 66: Compound Words teaches students to break down compound words.</p>
--	--

<p>ELA.612.F.2.3 Know and apply phonics and word analysis skills in encoding words.</p> <p>a. Use an array of strategies to accurately encode single-syllable and multisyllabic words.</p>	<p>All lessons in <i>Reading Horizons Elevate</i>[®] focus on building decoding skills that can be transferred to encoding skills. As students build reading skills that follow predictable patterns, they are empowered to read and spell any word that follows a particular skill. Certain lessons (such as Lesson 92: Spelling with -SS, -CE, or -SE) focus on spelling.</p>
<p>ELA.612.F.2.4 Read grade-level texts with accuracy, automaticity, and appropriate prosody or expression.</p>	<p><i>Reading Horizons Elevate</i>[®] is designed to provide students with all the necessary decoding skills to read grade-level texts of all kinds. The passages and their corresponding comprehension questions along with reading rate tables found in the <i>Reading Horizons Elevate</i>[®] <i>Reading Library</i> can be used to gauge accuracy and rate.</p>
<p>ELA.K12.EE.1.1 Cite evidence to explain and justify reasoning.</p>	<p><i>Reading Horizons Elevate</i>[®] is designed to provide students with all the necessary decoding skills to read grade-level texts of all kinds. The passages and their corresponding comprehension questions found in the <i>Reading Horizons Elevate</i>[®] <i>Reading Library</i> can be used in combination with other texts to apply this standard.</p>
<p>ELA.K12.EE.2.1 Read and comprehend grade-level complex texts proficiently.</p>	<p><i>Reading Horizons Elevate</i>[®] is designed to provide students with all the necessary decoding skills to read grade-level texts of all kinds. The passages and their corresponding comprehension questions found in the <i>Reading Horizons Elevate</i>[®] <i>Reading Library</i> can be used to gauge comprehension.</p>
<p>ELA.K12.EE.3.1 Make inferences to support comprehension.</p>	<p><i>Reading Horizons Elevate</i>[®] is designed to provide students with all the necessary decoding skills to read grade-level texts of all kinds. The passages and their corresponding comprehension questions found in the <i>Reading Horizons Elevate</i>[®] <i>Reading Library</i> can be used to gauge comprehension. All but the lowest level passages include at least one inference question.</p>
<p>ELA.K12.EE.4.1 Use appropriate collaborative techniques and active listening skills when engaging in discussions in a variety of situations.</p>	<p><i>Reading Horizons Elevate</i>[®] utilizes an instructional framework that promotes communication skills through student explanation, elaboration, and collaborative game play.</p>

<p>ELA.K12.EE.5.1 Use the accepted rules governing a specific format to create quality work.</p>	<p><i>Reading Horizons Elevate</i>[®] provides many practice opportunities for students to consistently evaluate their own progress within a specific format to create quality work.</p> <p>Sample Student Summary Report</p> 
<p>ELA.K12.EE.6.1 Use appropriate voice and tone when speaking or writing.</p>	<p><i>Reading Horizons Elevate</i>[®] utilizes an instructional framework that promotes communication skills through student explanation, elaboration, and collaborative game play.</p>
<p>ELD.K12.ELL.LA.1 English language learners communicate information, ideas and concepts necessary for academic success in the content area of Language Arts.</p>	<p><i>Reading Horizons Elevate</i>[®] <i>English Language Enhancement</i> is a consumable book designed to help English language learners study vocabulary, pronunciation, and culture while learning with the <i>Reading Horizons Elevate</i>[®] student software and classroom instruction. The direct instruction materials include resources and tips to assist those who teach speakers of other languages.</p>
<p>ELD.K12.ELL.SI.1 English language learners communicate for social and instructional purposes within the school setting.</p>	<p><i>Reading Horizons Elevate</i>[®] <i>English Language Enhancement</i> is a consumable book designed to help English language learners study vocabulary, pronunciation, and culture while learning with the <i>Reading Horizons Elevate</i>[®] student software and classroom instruction. The direct instruction materials include resources and tips to assist those who teach speakers of other languages.</p>

8th Grade

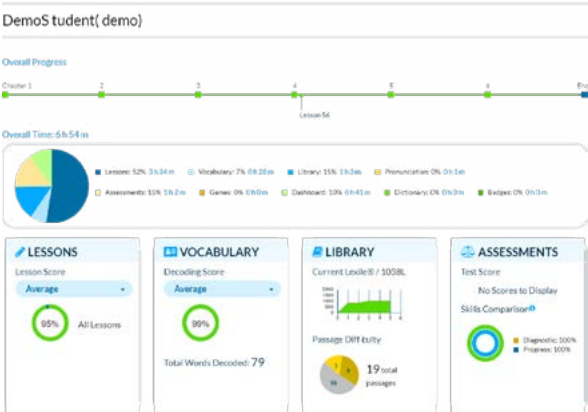
Standard	<i>Reading Horizons Elevate</i> [®]
ELA.8.C.1.2 Write personal or fictional narratives using narrative techniques, varied transitions, and a clearly established point of view.	<i>Reading Horizons Elevate</i> [®] is designed to provide students with all the necessary decoding skills to read grade-level texts of all kinds. All lessons in <i>Reading Horizons Elevate</i> [®] focus on building decoding skills that can be transferred to encoding skills. As students build reading skills that follow predictable patterns, they are empowered to read and spell any word that follows a particular skill. Certain lessons (such as Lesson 92: Spelling with -SS, -CE, or -SE) focus on spelling. This practice helps students develop the encoding skills necessary to write in a variety of academic areas.
ELA.8.C.1.3 Write to argue a position, supporting at least one claim and rebutting at least one counterclaim with logical reasoning, credible evidence from sources, elaboration, and using a logical organizational structure.	<i>Reading Horizons Elevate</i> [®] is designed to provide students with all the necessary decoding skills to read grade-level texts of all kinds. All lessons in <i>Reading Horizons Elevate</i> [®] focus on building decoding skills that can be transferred to encoding skills. As students build reading skills that follow predictable patterns, they are empowered to read and spell any word that follows a particular skill. Certain lessons (such as Lesson 92: Spelling with -SS, -CE, or -SE) focus on spelling. This practice helps students develop the encoding skills necessary to write in a variety of academic areas. The use of graphic organizers suggested in the Reading Library Teacher Guide further helps to develop this standard.
ELA.8.C.1.4 Write expository texts to explain and analyze information from multiple sources, relevant supporting details, logical organization, and varied purposeful transitions.	<i>Reading Horizons Elevate</i> [®] is designed to provide students with all the necessary decoding skills to read grade-level texts of all kinds. All lessons in <i>Reading Horizons Elevate</i> [®] focus on building decoding skills that can be transferred to encoding skills. As students build reading skills that follow predictable patterns, they are empowered to read and spell any word that follows a particular skill. Certain lessons (such as Lesson 92: Spelling with -SS, -CE, or -SE) focus on spelling. This practice helps students develop the encoding skills necessary to write in a variety of academic areas. The use of graphic organizers suggested in the Reading Library Teacher Guide further helps to develop this standard. The passages found in the <i>Reading Horizons Elevate</i> [®] <i>Reading Library</i> can be used in combination with other texts to apply this standard.

<p>ELA.8.C.2.1. Present information orally, in a logical sequence, supporting the central idea with credible evidence.</p>	<p><i>Reading Horizons Elevate</i>[®] utilizes an instructional framework that promotes communication skills through student explanation, elaboration, and collaborative game play.</p>
<p>ELA.8.C.3.1 Follow the rules of standard English grammar, punctuation, capitalization, and spelling appropriate to grade level.</p>	<p><i>Reading Horizons Elevate</i>[®] includes many lessons to support students in developing and applying the rules of English grammar, punctuation, and capitalization. These lessons include, but are not limited to, Capitalization, Sentence Structure, Commas, Direct and Indirect Quotations, and Parts of Speech lessons. All lessons in <i>Reading Horizons Elevate</i>[®] focus on building decoding skills that can be transferred to encoding skills. As students build reading skills that follow predictable patterns, they are empowered to read and spell any word that follows a particular skill. Certain lessons (such as Lesson 92: Spelling with -SS, -CE, or -SE) focus on spelling.</p>
<p>ELA.8.R.1.1 Analyze the interaction between character development, setting and plot in a literary text.</p>	<p><i>Reading Horizons Elevate</i>[®] curriculum does not directly address plot, setting, and character development in a text; however, <i>Reading Horizons Elevate</i>[®] is designed to provide students with all the necessary decoding skills to read grade-level texts of all kinds.</p>
<p>ELA.8.R.1.2. Analyze two or more themes and their development through a literary text.</p>	<p><i>Reading Horizons Elevate</i>[®] curriculum does not directly address theme analysis in a text; however, <i>Reading Horizons Elevate</i>[®] is designed to provide students with all the necessary decoding skills to read grade-level texts of all kinds.</p>
<p>ELA.8.R.1.3. Analyze how an author develops and individualizes the perspectives of different characters.</p>	<p><i>Reading Horizons Elevate</i>[®] curriculum does not directly address character perspective; however, <i>Reading Horizons Elevate</i>[®] is designed to provide students with all the necessary decoding skills to read grade-level texts of all kinds.</p>
<p>ELA.8.R.1.4. Analyze structure, sound, imagery, and figurative language in poetry.</p>	<p><i>Reading Horizons Elevate</i>[®] curriculum does not directly address poetic forms; however, <i>Reading Horizons Elevate</i>[®] is designed to provide students with all the necessary decoding skills to read grade-level texts of all kinds.</p>
<p>ELA.8.R.2.1 Analyze how individual text sections and/or features convey a purpose and/or meaning in texts.</p>	<p><i>Reading Horizons Elevate</i>[®] is designed to provide students with all the necessary decoding skills to read grade-level texts of all kinds. The use of graphic organizers suggested in the Reading Library Teacher Guide further helps to develop this standard. The passages and their corresponding comprehension questions found in the <i>Reading Horizons Elevate</i>[®] <i>Reading Library</i> can be used in combination with other texts to apply this standard.</p>

<p>ELA.8.R.2.2 Analyze two or more central idea(s) and their development throughout a text.</p>	<p><i>Reading Horizons Elevate</i>[®] is designed to provide students with all the necessary decoding skills to read grade-level texts of all kinds. The use of graphic organizers suggested in the Reading Library Teacher Guide further helps to develop this standard. The passages and their corresponding comprehension questions found in the <i>Reading Horizons Elevate</i>[®] <i>Reading Library</i> can be used in combination with other texts to apply this standard.</p>
<p>ELA.8.R.2.3 Explain how an author establishes and achieves purpose through rhetorical appeals and/or figurative language.</p>	<p><i>Reading Horizons Elevate</i>[®] curriculum does not directly address figurative language; however, <i>Reading Horizons Elevate</i>[®] is designed to provide students with all the necessary decoding skills to read grade-level texts of all kinds.</p>
<p>ELA.8.R.2.4 Track the development of an argument, analyzing the types of reasoning used and their effectiveness, identifying ways in which the argument could be improved.</p>	<p><i>Reading Horizons Elevate</i>[®] curriculum does not directly address argument development; however, <i>Reading Horizons Elevate</i>[®] is designed to provide students with all the necessary decoding skills to read grade-level texts of all kinds.</p>
<p>ELA.8.R.3.1 Analyze how figurative language contributes to meaning and explain examples of symbolism in text.</p>	<p><i>Reading Horizons Elevate</i>[®] curriculum does not directly address figurative language; however, <i>Reading Horizons Elevate</i>[®] is designed to provide students with all the necessary decoding skills to read grade-level texts of all kinds.</p>
<p>ELA.8.R.3.2 Paraphrase content from grade-level texts.</p>	<p><i>Reading Horizons Elevate</i>[®] is designed to provide students with all the necessary decoding skills to read grade-level texts of all kinds. The use of graphic organizers suggested in the Reading Library Teacher Guide further helps to develop this standard. The passages and their corresponding comprehension questions found in the <i>Reading Horizons Elevate</i>[®] <i>Reading Library</i> can be used in combination with other texts to apply this standard.</p>
<p>ELA.8.R.3.3 Compare and contrast the use or discussion of archetypes in texts.</p>	<p><i>Reading Horizons Elevate</i>[®] curriculum does not directly address archetypes; however, <i>Reading Horizons Elevate</i>[®] is designed to provide students with all the necessary decoding skills to read grade-level texts of all kinds.</p>
<p>ELA.8.V.1.1 Integrate academic vocabulary appropriate to grade level in speaking and writing.</p>	<p>Throughout the <i>Reading Horizons Elevate</i>[®] program, teachers are encouraged to teach word meaning and provide context sentences as students are exposed to new vocabulary. In addition, the Vocabulary section of the student software also provides opportunities for students to develop the skills for this standard.</p>

<p>ELA.8.V.1.2 Apply knowledge of Greek and Latin roots and affixes to determine meanings of words and phrases in grade-level content.</p>	<p>Throughout the <i>Reading Horizons Elevate</i>® program, teachers are encouraged to teach word meaning and provide context sentences as students are exposed to new vocabulary. Lesson 86: Root Words, Prefixes, and Suffixes and Lesson 87: Other Suffixes specifically address this standard. In addition, the Vocabulary section of the student software also provides opportunities for students to develop the skills for this standard.</p>
<p>ELA.8.V.1.3 Apply knowledge of context clues, figurative language, word relationships, reference materials, and/or background knowledge to determine the connotative and denotative meaning of words and phrases, appropriate to grade level.</p>	<p>Throughout the <i>Reading Horizons Elevate</i>® program, teachers are encouraged to teach word meaning and provide context sentences as students are exposed to new vocabulary. In addition, the Vocabulary section of the student software also provides opportunities for students to develop the skills for this standard.</p>
<p>ELA.612.F.2.1 Demonstrate an understanding of spoken words, syllables, and sounds.</p> <ul style="list-style-type: none"> a. Orally produce single-syllable and multisyllabic words by accurately blending sounds. b. Accurately segment single-syllable and multisyllabic words. 	<p><i>Reading Horizons Elevate</i>® focuses on decoding strategies to allow students to orthographically map patterns in the English language instead of just memorizing words. The visual spatial process employs markings to indicate pronunciation and movement in syllabication to support mapping words. The explicit model of teaching these skills and the gradual release of responsibility to the student allows students to master each skill, thereby empowering them to accurately read words independently. The skills taught build upon one another, moving from simple to complex. The core skills are the 42 Sounds in English, the 5 Phonetic Skills for single-syllable words, and the 2 Decoding Skills for proving pronouncing and syllabication.</p>
<p>ELA.612.F.2.2 Know and apply phonics and word analysis skills in decoding words.</p> <ul style="list-style-type: none"> a. Use an array of strategies to decode single-syllable and multisyllabic words. b. Accurately read multisyllabic words using a combined knowledge of all letter-sound correspondences, and syllabication patterns. 	<p><i>Reading Horizons Elevate</i>® focuses on teaching all the necessary skills for decoding words of any length.</p> <p>Decoding strategies for single-syllable words are explicitly taught in the following lessons:</p> <p>Lesson 34: Phonetic Skill 1 teaches students to decode CVC and CCVC words (closed syllable).</p> <p>Lesson 35: Phonetic Skill 2 teaches students to decode CVCC and CCVCC words (closed syllable).</p> <p>Lesson 43: Phonetic Skill 3 teaches students to decode CV words (open syllable).</p> <p>Lesson 44: Phonetic Skill 4 teaches students to decode words that end in the VCe combination.</p>

	<p>Lesson 51: Phonetic Skill 5 teaches students to decode CVVC words with common vowel teams.</p> <p>Lesson 64: -LE at the End of a Word teaches students to decode words that end in the consonant-le syllable type.</p> <p>Lesson 69: Murmur Diphthong AR, Lesson 70: Murmur Diphthong OR, and Lesson 71: Murmur Diphthongs ER, UR, and IR all teach students to decode words that follow the r-controlled vowel syllable type.</p> <p>Lessons 81-82: Special Vowel Sounds AU/AW, OU/OW, OI/OY, and OO/OO teach students to decode words that contain these vowel teams.</p> <p>Syllabication patterns for decoding multisyllabic words are explicitly taught in the following lessons:</p> <p>Lesson 56: Decoding Skill 1 teaches students to decode multisyllabic words in which the first syllable follows a CV pattern.</p> <p>Lesson 61: Decoding Skill 2 teaches students to break down multisyllabic words in which the first syllable follows a VC pattern.</p> <p>Lesson 65: Decoding Words of Any Length empowers students to combine their previous skills to break down even longer words.</p> <p>Lesson 66: Compound Words teaches students to break down compound words.</p>
<p>ELA.612.F.2.3 Know and apply phonics and word analysis skills in encoding words.</p> <p>a. Use an array of strategies to accurately encode single-syllable and multisyllabic words.</p>	<p>All lessons in <i>Reading Horizons Elevate</i>[®] focus on building decoding skills that can be transferred to encoding skills. As students build reading skills that follow predictable patterns, they are empowered to read and spell any word that follows a particular skill. Certain lessons (such as Lesson 92: Spelling with -SS, -CE, or -SE) focus on spelling.</p>
<p>ELA.612.F.2.4 Read grade-level texts with accuracy, automaticity, and appropriate prosody or expression.</p>	<p><i>Reading Horizons Elevate</i>[®] is designed to provide students with all the necessary decoding skills to read grade-level texts of all kinds. The passages and their corresponding comprehension questions along with reading rate tables found in the <i>Reading Horizons Elevate</i>[®] <i>Reading Library</i> can be used to gauge accuracy and rate.</p>

<p>ELA.K12.EE.1.1 Cite evidence to explain and justify reasoning.</p>	<p><i>Reading Horizons Elevate</i>® is designed to provide students with all the necessary decoding skills to read grade-level texts of all kinds. The passages and their corresponding comprehension questions found in the <i>Reading Horizons Elevate</i>® <i>Reading Library</i> can be used in combination with other texts to apply this standard.</p>
<p>ELA.K12.EE.2.1 Read and comprehend grade-level complex texts proficiently.</p>	<p><i>Reading Horizons Elevate</i>® is designed to provide students with all the necessary decoding skills to read grade-level texts of all kinds. The passages and their corresponding comprehension questions found in the <i>Reading Horizons Elevate</i>® <i>Reading Library</i> can be used to gauge comprehension.</p>
<p>ELA.K12.EE.3.1 Make inferences to support comprehension.</p>	<p><i>Reading Horizons Elevate</i>® is designed to provide students with all the necessary decoding skills to read grade-level texts of all kinds. The passages and their corresponding comprehension questions found in the <i>Reading Horizons Elevate</i>® <i>Reading Library</i> can be used to gauge comprehension. All but the lowest level passages include at least one inference question.</p>
<p>ELA.K12.EE.4.1 Use appropriate collaborative techniques and active listening skills when engaging in discussions in a variety of situations.</p>	<p><i>Reading Horizons Elevate</i>® utilizes an instructional framework that promotes communication skills through student explanation, elaboration, and collaborative game play.</p>
<p>ELA.K12.EE.5.1 Use the accepted rules governing a specific format to create quality work.</p>	<p><i>Reading Horizons Elevate</i>® provides many practice opportunities for students to consistently evaluate their own progress within a specific format to create quality work.</p> <p>Sample Student Summary Report</p> 
<p>ELA.K12.EE.6.1 Use appropriate voice and tone when speaking or writing.</p>	<p><i>Reading Horizons Elevate</i>® utilizes an instructional framework that promotes communication skills through student explanation, elaboration, and collaborative game play.</p>

<p>ELD.K12.ELL.LA.1 English language learners communicate information, ideas and concepts necessary for academic success in the content area of Language Arts.</p>	<p><i>Reading Horizons Elevate</i>[®] <i>English Language Enhancement</i> is a consumable book designed to help English language learners study vocabulary, pronunciation, and culture while learning with the <i>Reading Horizons Elevate</i>[®] student software and classroom instruction. The direct instruction materials include resources and tips to assist those who teach speakers of other languages.</p>
<p>ELD.K12.ELL.SI.1 English language learners communicate for social and instructional purposes within the school setting.</p>	<p><i>Reading Horizons Elevate</i>[®] <i>English Language Enhancement</i> is a consumable book designed to help English language learners study vocabulary, pronunciation, and culture while learning with the <i>Reading Horizons Elevate</i>[®] student software and classroom instruction. The direct instruction materials include resources and tips to assist those who teach speakers of other languages.</p>

Reading Horizons Discovery Florida State Standard Correlations for Intensive Reading 1

(#1000412) 2021 - And Beyond (current)

9th Grade	
Standard	Reading Horizons Elevate®
<p>ELA.612.F.2.1: Demonstrate an understanding of spoken words, syllables, and sounds.</p> <ul style="list-style-type: none"> a. Orally produce single-syllable and multisyllabic words by accurately blending sounds. b. Accurately segment single-syllable and multisyllabic words. 	<p><i>Reading Horizons Elevate®</i> focuses on decoding strategies to allow students to orthographically map patterns in the English language instead of just memorizing words. The visual-spatial process employs markings to indicate pronunciation and movement in syllabication to support mapping words. The explicit model of teaching these skills and the gradual release of responsibility to the student allows students to master each skill, thereby empowering them to accurately read words independently. The skills taught build upon one another, moving from simple to complex. The core skills are the 42 Sounds in English, the 5 Phonetic Skills for single-syllable words, and the 2 Decoding Skills for proving pronouncing and syllabication.</p>
<p>ELA.612.F.2.2: Know and apply phonics and word analysis skills in decoding words.</p> <ul style="list-style-type: none"> a. Use an array of strategies to decode single-syllable and multisyllabic words. b. Accurately read multisyllabic words using a combined knowledge of all letter-sound correspondences, and syllabication patterns. 	<p><i>Reading Horizons Elevate®</i> focuses on teaching all the necessary skills for decoding words of any length.</p> <p>Decoding strategies for single-syllable words are explicitly taught in the following lessons:</p> <p>Lesson 34: Phonetic Skill 1 teaches students to decode CVC and CCVC words (closed syllable).</p> <p>Lesson 35: Phonetic Skill 2 teaches students to decode CVCC and CCVCC words (closed syllable).</p> <p>Lesson 43: Phonetic Skill 3 teaches students to decode CV words (open syllable).</p> <p>Lesson 44: Phonetic Skill 4 teaches students to decode words that end in the VCe combination.</p> <p>Lesson 51: Phonetic Skill 5 teaches students to decode CVVC words with common vowel teams.</p> <p>Lesson 64: -LE at the End of a Word teaches students to decode words that end in the consonant-le syllable type.</p>

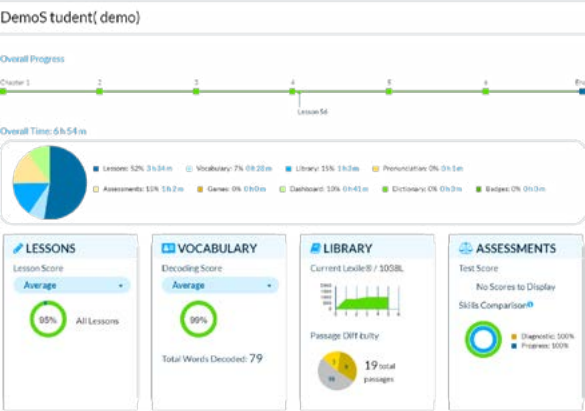
	<p>Lesson 69: Murmur Diphthong AR, Lesson 70: Murmur Diphthong OR, and Lesson 71: Murmur Diphthongs ER, UR, and IR all teach students to decode words that follow the r-controlled vowel syllable type.</p> <p>Lessons 81-82: Special Vowel Sounds AU/AW, OU/OW, OI/OY, and OO/OO teach students to decode words that contain these vowel teams.</p> <p>Syllabication patterns for decoding multisyllabic words are explicitly taught in the following lessons:</p> <p>Lesson 56: Decoding Skill 1 teaches students to decode multisyllabic words in which the first syllable follows a CV pattern.</p> <p>Lesson 61: Decoding Skill 2 teaches students to break down multisyllabic words in which the first syllable follows a VC pattern.</p> <p>Lesson 65: Decoding Words of Any Length empowers students to combine their previous skills to break down even longer words.</p> <p>Lesson 66: Compound Words teaches students to break down compound words.</p>
<p>ELA.612.F.2.3: Know and apply phonics and word analysis skills in encoding words.</p> <p>a. Use an array of strategies to accurately encode single-syllable and multisyllabic words.</p>	<p>All lessons in <i>Reading Horizons Elevate</i>[®] focus on building decoding skills that can be transferred to encoding skills. As students build reading skills that follow predictable patterns, they are empowered to read and spell any word that follows a particular skill. Certain lessons (such as Lesson 92: Spelling with -SS, -CE, or -SE) focus on spelling. Spelling is also heavily practiced in the curriculum. On the <i>Reading Horizons Elevate</i>[®] Software, students are expected to spell words during activities provided for each lesson based on the skills they have learned. In direct instruction, students practice spelling skills while engaging in the process of dictation.</p>
<p>ELA.612.F.2.4: Read grade-level texts with accuracy, automaticity, and appropriate prosody or expression.</p>	<p><i>Reading Horizons Elevate</i>[®] is designed to provide students with all the necessary decoding skills to read grade-level texts of all kinds. The passages and their corresponding comprehension questions along with reading rate tables found in the <i>Reading Horizons Elevate</i>[®] Reading Library can be used to gauge accuracy and rate.</p>

<p>ELA.9.C.1.2: Write narratives using narrative techniques, varied transitions, and a clearly established point of view.</p>	<p><i>Reading Horizons Elevate</i>[®] is designed to provide students with all the necessary decoding skills to read grade-level texts of all kinds. All lessons in <i>Reading Horizons Elevate</i>[®] focus on building decoding skills that can be transferred to encoding skills. As students build reading skills that follow predictable patterns, they are empowered to read and spell any word that follows a particular skill. Certain lessons (such as Lesson 92: Spelling with -SS, -CE, or -SE) focus on spelling. This practice helps students develop the encoding skills necessary to write in a variety of academic areas.</p>
<p>ELA.9.C.1.3: Write to argue a position, supporting claims using logical reasoning and credible evidence from multiple sources, rebutting counterclaims with relevant evidence, using a logical organizational structure, elaboration, purposeful transitions, and a tone appropriate to the task.</p>	<p><i>Reading Horizons Elevate</i>[®] is designed to provide students with all the necessary decoding skills to read grade-level texts of all kinds. All lessons in <i>Reading Horizons Elevate</i>[®] focus on building decoding skills that can be transferred to encoding skills. As students build reading skills that follow predictable patterns, they are empowered to read and spell any word that follows a particular skill. Certain lessons (such as Lesson 92: Spelling with -SS, -CE, or -SE) focus on spelling. This practice helps students develop the encoding skills necessary to write in a variety of academic areas. The use of graphic organizers suggested in the Reading Library Teacher Guide further helps to develop this standard.</p>
<p>ELA.9.C.1.4: Write expository texts to explain and analyze information from multiple sources, using a logical organization, varied purposeful transitions, and a tone appropriate to the task.</p>	<p><i>Reading Horizons Elevate</i>[®] is designed to provide students with all the necessary decoding skills to read grade-level texts of all kinds. All lessons in <i>Reading Horizons Elevate</i>[®] focus on building decoding skills that can be transferred to encoding skills. As students build reading skills that follow predictable patterns, they are empowered to read and spell any word that follows a particular skill. Certain lessons (such as Lesson 92: Spelling with -SS, -CE, or -SE) focus on spelling. This practice helps students develop the encoding skills necessary to write in a variety of academic areas. The use of graphic organizers suggested in the Reading Library Teacher Guide further helps to develop this standard. The passages found in the <i>Reading Horizons Elevate</i>[®] <i>Reading Library</i> can be used in combination with other texts to apply this standard.</p>
<p>ELA.9.C.2.1: Present information orally, with a logical organization and coherent focus, with credible evidence, creating a clear perspective.</p>	<p><i>Reading Horizons Elevate</i>[®] utilizes an instructional framework that promotes communication skills through student explanation, elaboration, and collaborative gameplay.</p>

<p>ELA.9.C.3.1: Follow the rules of standard English grammar, punctuation, capitalization, and spelling appropriate to grade level.</p>	<p><i>Reading Horizons Elevate</i>[®] includes many lessons to support students in developing and applying the rules of English grammar, punctuation, and capitalization. These lessons include, but are not limited to, Capitalization, Sentence Structure, Commas, Direct and Indirect Quotations, and Parts of Speech lessons. All lessons in <i>Reading Horizons Elevate</i>[®] focus on building decoding skills that can be transferred to encoding skills. As students build reading skills that follow predictable patterns, they are empowered to read and spell any word that follows a particular skill. Certain lessons (such as Lesson 92: Spelling with -SS, -CE, or -SE) focus on spelling.</p>
<p>ELA.9.C.5.1: Create digital presentations with coherent ideas and a clear perspective.</p>	<p><i>Reading Horizons Elevate</i>[®] curriculum does not directly address digital presentations; however, <i>Reading Horizons Elevate</i>[®] is designed to provide students with all the necessary decoding skills to read text in digital presentation programs.</p>
<p>ELA.9.R.1.1: Explain how key elements enhance or add layers of meaning and/or style in a literary text.</p>	<p><i>Reading Horizons Elevate</i>[®] curriculum does not directly address key elements in literary text; however, <i>Reading Horizons Elevate</i>[®] is designed to provide students with all the necessary decoding skills to read grade-level texts of all kinds.</p>
<p>ELA.9.R.1.2: Analyze universal themes and their development throughout a literary text.</p>	<p><i>Reading Horizons Elevate</i>[®] curriculum does not directly address theme analysis in a text; however, <i>Reading Horizons Elevate</i>[®] is designed to provide students with all the necessary decoding skills to read grade-level texts of all kinds.</p>
<p>ELA.9.R.1.3: Analyze the influence of narrator perspective on a text, explaining how the author creates irony or satire.</p>	<p><i>Reading Horizons Elevate</i>[®] curriculum does not directly address narrator perspective; however, <i>Reading Horizons Elevate</i>[®] is designed to provide students with all the necessary decoding skills to read grade-level texts of all kinds.</p>
<p>ELA.9.R.1.4: Analyze the characters, structures, and themes of epic poetry.</p>	<p><i>Reading Horizons Elevate</i>[®] curriculum does not directly address poetic forms; however, <i>Reading Horizons Elevate</i>[®] is designed to provide students with all the necessary decoding skills to read grade-level texts of all kinds.</p>
<p>ELA.9.R.2.1: Analyze how multiple text structures and/or features convey a purpose and/or meaning in texts.</p>	<p><i>Reading Horizons Elevate</i>[®] is designed to provide students with all the necessary decoding skills to read grade-level texts of all kinds. The use of graphic organizers suggested in the Reading Library Teacher Guide further helps to develop this standard. The passages and their corresponding comprehension questions found in the <i>Reading Horizons Elevate</i>[®] <i>Reading Library</i> can be used in combination with other texts to apply this standard.</p>

<p>ELA.9.R.2.2: Evaluate the support an author uses to develop the central idea(s) throughout a text.</p>	<p><i>Reading Horizons Elevate</i>[®] is designed to provide students with all the necessary decoding skills to read grade-level texts of all kinds. The use of graphic organizers suggested in the Reading Library Teacher Guide further helps to develop this standard. The passages and their corresponding comprehension questions found in the <i>Reading Horizons Elevate</i>[®] <i>Reading Library</i> can be used in combination with other texts to apply this standard.</p>
<p>ELA.9.R.2.3: Analyze how an author establishes and achieves purpose(s) through rhetorical appeals and/or figurative language.</p>	<p><i>Reading Horizons Elevate</i>[®] curriculum does not directly address figurative language; however, <i>Reading Horizons Elevate</i>[®] is designed to provide students with all the necessary decoding skills to read grade-level texts of all kinds.</p>
<p>ELA.9.R.2.4: Compare the development of two opposing arguments on the same topic, evaluating the effectiveness and validity of the claims.</p>	<p><i>Reading Horizons Elevate</i>[®] curriculum does not directly address argument development; however, <i>Reading Horizons Elevate</i>[®] is designed to provide students with all the necessary decoding skills to read grade-level texts of all kinds.</p>
<p>ELA.9.R.3.1: Explain how figurative language creates mood in text(s).</p>	<p><i>Reading Horizons Elevate</i>[®] curriculum does not directly address figurative language; however, <i>Reading Horizons Elevate</i>[®] is designed to provide students with all the necessary decoding skills to read grade-level texts of all kinds.</p>
<p>ELA.9.R.3.2: Paraphrase content from grade-level texts.</p>	<p><i>Reading Horizons Elevate</i>[®] is designed to provide students with all the necessary decoding skills to read grade-level texts of all kinds. The use of graphic organizers suggested in the Reading Library Teacher Guide further helps to develop this standard. The passages and their corresponding comprehension questions found in the <i>Reading Horizons Elevate</i>[®] <i>Reading Library</i> can be used in combination with other texts to apply this standard.</p>
<p>ELA.9.R.3.3: Compare and contrast the ways in which authors have adapted mythical, classical, or religious literary texts.</p>	<p><i>Reading Horizons Elevate</i>[®] curriculum does not directly address literary adaptations; however, <i>Reading Horizons Elevate</i>[®] is designed to provide students with all the necessary decoding skills to read grade-level texts of all kinds.</p>
<p>ELA.9.R.3.4: Explain an author’s use of rhetoric in a text.</p>	<p><i>Reading Horizons Elevate</i>[®] curriculum does not directly address rhetoric; however, <i>Reading Horizons Elevate</i>[®] is designed to provide students with all the necessary decoding skills to read grade-level texts of all kinds.</p>

<p>ELA.9.V.1.1: Integrate academic vocabulary appropriate to grade level in speaking and writing.</p>	<p>Throughout the <i>Reading Horizons Elevate</i>® program, teachers are encouraged to teach word meaning and provide context sentences as students are exposed to new vocabulary. In addition, the Vocabulary section of the student software also provides opportunities for students to develop the skills for this standard.</p>
<p>ELA.9.V.1.2: Apply knowledge of etymology and derivations to determine meanings of words and phrases in grade-level content.</p>	<p>Throughout the <i>Reading Horizons Elevate</i>® program, teachers are encouraged to teach word meaning and provide context sentences as students are exposed to new vocabulary. Lesson 86: Root Words, Prefixes, and Suffixes and Lesson 87: Other Suffixes specifically address this standard. In addition, the Vocabulary section of the student software also provides opportunities for students to develop the skills for this standard.</p>
<p>ELA.9.V.1.3: Apply knowledge of context clues, figurative language, word relationships, reference materials, and/or background knowledge to determine the connotative and denotative meaning of words and phrases, appropriate to grade level.</p>	<p>Throughout the <i>Reading Horizons Elevate</i>® program, teachers are encouraged to teach word meaning and provide context sentences as students are exposed to new vocabulary. In addition, the Vocabulary section of the student software also provides opportunities for students to develop the skills for this standard.</p>
<p>ELA.K12.EE.1.1: Cite evidence to explain and justify reasoning.</p>	<p><i>Reading Horizons Elevate</i>® is designed to provide students with all the necessary decoding skills to read grade-level texts of all kinds. The passages and their corresponding comprehension questions found in the <i>Reading Horizons Elevate</i>® <i>Reading Library</i> can be used in combination with other texts to apply this standard.</p>
<p>ELA.K12.EE.2.1: Read and comprehend grade-level complex texts proficiently.</p>	<p><i>Reading Horizons Elevate</i>® is designed to provide students with all the necessary decoding skills to read grade-level texts of all kinds. The passages and their corresponding comprehension questions found in the <i>Reading Horizons Elevate</i>® <i>Reading Library</i> can be used to gauge comprehension.</p>
<p>ELA.K12.EE.3.1: Make inferences to support comprehension.</p>	<p><i>Reading Horizons Elevate</i>® is designed to provide students with all the necessary decoding skills to read grade-level texts of all kinds. The passages and their corresponding comprehension questions found in the <i>Reading Horizons Elevate</i>® <i>Reading Library</i> can be used to gauge comprehension. All but the lowest level passages include at least one inference question.</p>

<p>ELA.K12.EE.4.1: Use appropriate collaborative techniques and active listening skills when engaging in discussions in a variety of situations.</p>	<p><i>Reading Horizons Elevate</i>[®] utilizes an instructional framework that promotes communication skills through student explanation, elaboration, and collaborative gameplay.</p>
<p>ELA.K12.EE.5.1: Use the accepted rules governing a specific format to create quality work.</p>	<p><i>Reading Horizons Elevate</i>[®] provides many practice opportunities for students to consistently evaluate their own progress within a specific format to create quality work.</p> <p>Sample Student Summary Report</p> 
<p>ELA.K12.EE.6.1: Use appropriate voice and tone when speaking or writing.</p>	<p><i>Reading Horizons Elevate</i>[®] utilizes an instructional framework that promotes communication skills through student explanation, elaboration, and collaborative gameplay.</p>
<p>ELD.K12.ELL.LA.1: English language learners communicate information, ideas and concepts necessary for academic success in the content area of Language Arts.</p>	<p><i>Reading Horizons Elevate</i>[®] <i>English Language Enhancement</i> is a consumable book designed to help English language learners study vocabulary, pronunciation, and culture while learning with the <i>Reading Horizons Elevate</i>[®] student software and classroom instruction. The direct instruction materials include resources and tips to assist those who teach speakers of other languages.</p>
<p>ELD.K12.ELL.SI.1: English language learners communicate for social and instructional purposes within the school setting.</p>	<p><i>Reading Horizons Elevate</i>[®] <i>English Language Enhancement</i> is a consumable book designed to help English language learners study vocabulary, pronunciation, and culture while learning with the <i>Reading Horizons Elevate</i>[®] student software and classroom instruction. The direct instruction materials include resources and tips to assist those who teach speakers of other languages.</p>

Reading Horizons Discovery

Florida State Standard Correlations

for Intensive Reading 2

(#1000414)

Course Standards

For 10th grade reading standards, teachers may need to go to the benchmark of an earlier grade as a scaffold where a student has not yet reached mastery.

10th Grade	
Standard	<i>Reading Horizons Elevate</i> ®
ELA.10.C.4.1: Conduct research to answer a question, refining the scope of the question to align with findings, and synthesizing information from multiple reliable and valid sources.	<i>Reading Horizons Elevate</i> ® is designed to provide students with all the necessary decoding skills to read grade-level texts of all kinds. All lessons in <i>Reading Horizons Elevate</i> ® focus on building decoding skills that can be transferred to encoding skills. As students build reading skills that follow predictable patterns, they are empowered to read and spell any word that follows a particular skill. Certain lessons (such as Lesson 92: Spelling with -SS, -CE, or -SE) focus on spelling. This practice helps students develop the encoding skills necessary to write in a variety of academic areas.
ELA.10.R.1.1: Analyze how key elements enhance or add layers of meaning and/or style in a literary text.	<i>Reading Horizons Elevate</i> ® curriculum does not directly address key elements in literary text; however, <i>Reading Horizons Elevate</i> ® is designed to provide students with all the necessary decoding skills to read grade-level texts of all kinds.
ELA.10.R.1.2: Analyze and compare universal themes and their development throughout a literary text.	<i>Reading Horizons Elevate</i> ® curriculum does not directly address theme analysis in a text; however, <i>Reading Horizons Elevate</i> ® is designed to provide students with all the necessary decoding skills to read grade-level texts of all kinds.
ELA.10.R.1.3: Analyze coming of age experiences reflected in a text and how the author represents conflicting perspectives.	<i>Reading Horizons Elevate</i> ® curriculum does not directly address perspective; however, <i>Reading Horizons Elevate</i> ® is designed to provide students with all the necessary decoding skills to read grade-level texts of all kinds.

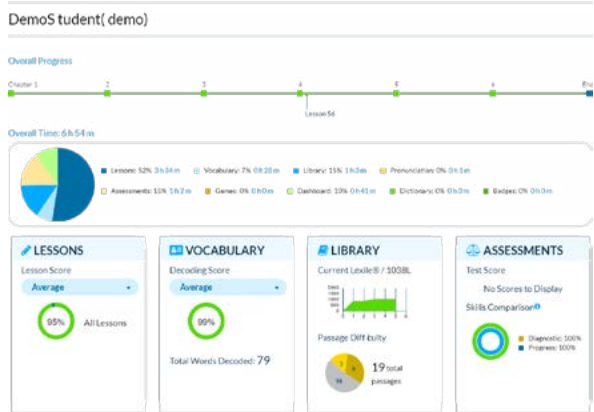
<p>ELA.10.R.2.1: Analyze the impact of multiple text structures and the use of features in text(s).</p>	<p><i>Reading Horizons Elevate</i>[®] is designed to provide students with all the necessary decoding skills to read grade-level texts of all kinds. The use of graphic organizers suggested in the Reading Library Teacher Guide further helps to develop this standard. The passages and their corresponding comprehension questions found in the <i>Reading Horizons Elevate</i>[®] <i>Reading Library</i> can be used in combination with other texts to apply this standard.</p>
<p>ELA.10.R.2.2: Analyze the central idea(s) of historical American speeches and essays.</p>	<p><i>Reading Horizons Elevate</i>[®] is designed to provide students with all the necessary decoding skills to read grade-level texts of all kinds. The use of graphic organizers suggested in the Reading Library Teacher Guide further helps to develop this standard. The passages and their corresponding comprehension questions found in the <i>Reading Horizons Elevate</i>[®] <i>Reading Library</i> can be used in combination with other texts to apply this standard.</p>
<p>ELA.10.R.2.3: Analyze an author’s choices in establishing and achieving purpose(s) in historical American speeches and essays.</p>	<p><i>Reading Horizons Elevate</i>[®] curriculum does not directly address establishing purpose; however, <i>Reading Horizons Elevate</i>[®] is designed to provide students with all the necessary decoding skills to read grade-level texts of all kinds.</p>
<p>ELA.10.R.2.4: Compare the development of two opposing arguments on the same topic, evaluating the effectiveness and validity of the claims, and analyzing the ways in which the authors use the same information to achieve different ends.</p>	<p><i>Reading Horizons Elevate</i>[®] curriculum does not directly address argument development; however, <i>Reading Horizons Elevate</i>[®] is designed to provide students with all the necessary decoding skills to read grade-level texts of all kinds.</p>
<p>ELA.10.R.3.1: Analyze how figurative language creates mood in text(s).</p>	<p><i>Reading Horizons Elevate</i>[®] curriculum does not directly address figurative language; however, <i>Reading Horizons Elevate</i>[®] is designed to provide students with all the necessary decoding skills to read grade-level texts of all kinds.</p>
<p>ELA.10.R.3.2: Paraphrase content from grade-level texts.</p>	<p><i>Reading Horizons Elevate</i>[®] is designed to provide students with all the necessary decoding skills to read grade-level texts of all kinds. The use of graphic organizers suggested in the Reading Library Teacher Guide further helps to develop this standard. The passages and their corresponding comprehension questions found in the <i>Reading Horizons Elevate</i>[®] <i>Reading Library</i> can be used in combination with other texts to apply this standard.</p>

<p>ELA.10.R.3.3: Analyze how mythical, classical, or religious texts have been adapted.</p>	<p><i>Reading Horizons Elevate</i>® curriculum does not directly address literary adaptations; however, <i>Reading Horizons Elevate</i>® is designed to provide students with all the necessary decoding skills to read grade-level texts of all kinds.</p>
<p>ELA.10.R.3.4: Analyze an author’s use of rhetoric in a text.</p>	<p><i>Reading Horizons Elevate</i>® curriculum does not directly address rhetoric; however, <i>Reading Horizons Elevate</i>® is designed to provide students with all the necessary decoding skills to read grade-level texts of all kinds.</p>
<p>ELA.10.V.1.2: Apply knowledge of etymology and derivations to determine meanings of words and phrases in grade-level content.</p>	<p>Throughout the <i>Reading Horizons Elevate</i>® program, teachers are encouraged to teach word meaning and provide context sentences as students are exposed to new vocabulary. Lesson 86: Root Words, Prefixes, and Suffixes and Lesson 87: Other Suffixes specifically address this standard. In addition, the Vocabulary section of the student software also provides opportunities for students to develop the skills for this standard.</p>
<p>ELA.10.V.1.3: Apply knowledge of context clues, figurative language, word relationships, reference materials, and/or background knowledge to determine the connotative and denotative meaning of words and phrases, appropriate to grade level.</p>	<p>Throughout the <i>Reading Horizons Elevate</i>® program, teachers are encouraged to teach word meaning and provide context sentences as students are exposed to new vocabulary. In addition, the Vocabulary section of the student software also provides opportunities for students to develop the skills for this standard.</p>
<p>ELA.612.F.2.1: Demonstrate an understanding of spoken words, syllables, and sounds.</p> <ul style="list-style-type: none"> a. Orally produce single-syllable and multisyllabic words by accurately blending sounds. b. Accurately segment single-syllable and multisyllabic words. 	<p><i>Reading Horizons Elevate</i>® focuses on decoding strategies to allow students to orthographically map patterns in the English language instead of just memorizing words. The visual-spatial process employs markings to indicate pronunciation and movement in syllabication to support mapping words. The explicit model of teaching these skills and the gradual release of responsibility to the student allows students to master each skill, thereby empowering them to accurately read words independently. The skills taught build upon one another, moving from simple to complex. The core skills are the 42 Sounds in English, the 5 Phonetic Skills for single-syllable words, and the 2 Decoding Skills for proving pronouncing and syllabication</p>

<p>ELA.612.F.2.2: Know and apply phonics and word analysis skills in decoding words.</p> <ul style="list-style-type: none"> a. Use an array of strategies to decode single-syllable and multisyllabic words. b. Accurately read multisyllabic words using a combined knowledge of all letter-sound correspondences, and syllabication patterns. 	<p><i>Reading Horizons Elevate</i>[®] focuses on teaching all the necessary skills for decoding words of any length.</p> <p>Decoding strategies for single-syllable words are explicitly taught in the following lessons:</p> <p>Lesson 34: Phonetic Skill 1 teaches students to decode CVC and CCVC words (closed syllable).</p> <p>Lesson 35: Phonetic Skill 2 teaches students to decode CVCC and CCVCC words (closed syllable).</p> <p>Lesson 43: Phonetic Skill 3 teaches students to decode CV words (open syllable).</p> <p>Lesson 44: Phonetic Skill 4 teaches students to decode words that end in the VCe combination.</p> <p>Lesson 51: Phonetic Skill 5 teaches students to decode CVVC words with common vowel teams.</p> <p>Lesson 64: -LE at the End of a Word teaches students to decode words that end in the consonant-le syllable type.</p> <p>Lesson 69: Murmur Diphthong AR, Lesson 70: Murmur Diphthong OR, and Lesson 71: Murmur Diphthongs ER, UR, and IR all teach students to decode words that follow the r-controlled vowel syllable type.</p> <p>Lessons 81-82: Special Vowel Sounds AU/AW, OU/OW, OI/OY, and OO/OO teach students to decode words that contain these vowel teams.</p> <p>Syllabication patterns for decoding multisyllabic words are explicitly taught in the following lessons:</p> <p>Lesson 56: Decoding Skill 1 teaches students to decode multisyllabic words in which the first syllable follows a CV pattern.</p> <p>Lesson 61: Decoding Skill 2 teaches students to break down multisyllabic words in which the first syllable follows a VC pattern.</p> <p>Lesson 65: Decoding Words of Any Length empowers students to combine their previous skills to break down even longer words.</p> <p>Lesson 66: Compound Words teaches students to break down compound words.</p>
---	--

<p>ELA.612.F.2.3: Know and apply phonics and word analysis skills in encoding words.</p> <p>a. Use an array of strategies to accurately encode single-syllable and multisyllabic words.</p>	<p>All lessons in <i>Reading Horizons Elevate</i>[®] focus on building decoding skills that can be transferred to encoding skills. As students build reading skills that follow predictable patterns, they are empowered to read and spell any word that follows a particular skill. Certain lessons (such as Lesson 92: Spelling with -SS, -CE, or -SE) focus on spelling. Spelling is also heavily practiced in the curriculum. On the <i>Reading Horizons Elevate</i>[®] Software, students are expected to spell words during activities provided for each lesson based on the skills they have learned. In direct instruction, students practice spelling skills while engaging in the process of dictation.</p>
<p>ELA.612.F.2.4: Read grade-level texts with accuracy, automaticity, and appropriate prosody or expression.</p>	<p><i>Reading Horizons Elevate</i>[®] is designed to provide students with all the necessary decoding skills to read grade-level texts of all kinds. The passages and their corresponding comprehension questions along with reading rate tables found in the <i>Reading Horizons Elevate</i>[®] Reading Library can be used to gauge accuracy and rate.</p>
<p>ELA.7.V.1.2: Apply knowledge of Greek and Latin roots and affixes to determine meanings of words and phrases in grade-level content.</p>	<p>Throughout the <i>Reading Horizons Elevate</i>[®] program, teachers are encouraged to teach word meaning and provide context sentences as students are exposed to new vocabulary. Lesson 86: Root Words, Prefixes, and Suffixes and Lesson 87: Other Suffixes specifically address this standard. In addition, the Vocabulary section of the student software also provides opportunities for students to develop the skills for this standard.</p>
<p>ELA.8.V.1.2: Apply knowledge of Greek and Latin roots and affixes to determine meanings of words and phrases in grade-level content.</p>	<p>Throughout the <i>Reading Horizons Elevate</i>[®] program, teachers are encouraged to teach word meaning and provide context sentences as students are exposed to new vocabulary. Lesson 86: Root Words, Prefixes, and Suffixes and Lesson 87: Other Suffixes specifically address this standard. In addition, the Vocabulary section of the student software also provides opportunities for students to develop the skills for this standard.</p>
<p>ELA.9.V.1.1: Integrate academic vocabulary appropriate to grade level in speaking and writing.</p>	<p>Throughout the <i>Reading Horizons Elevate</i>[®] program, teachers are encouraged to teach word meaning and provide context sentences as students are exposed to new vocabulary. In addition, the Vocabulary section of the student software also provides opportunities for students to develop the skills for this standard.</p>

<p>ELA.9.V.1.2: Apply knowledge of etymology and derivations to determine meanings of words and phrases in grade-level content.</p>	<p>Throughout the <i>Reading Horizons Elevate</i>® program, teachers are encouraged to teach word meaning and provide context sentences as students are exposed to new vocabulary. Lesson 86: Root Words, Prefixes, and Suffixes and Lesson 87: Other Suffixes specifically address this standard. In addition, the Vocabulary section of the student software also provides opportunities for students to develop the skills for this standard.</p>
<p>ELA.9.V.1.3: Apply knowledge of context clues, figurative language, word relationships, reference materials, and/or background knowledge to determine the connotative and denotative meaning of words and phrases, appropriate to grade level.</p>	<p>Throughout the <i>Reading Horizons Elevate</i>® program, teachers are encouraged to teach word meaning and provide context sentences as students are exposed to new vocabulary. In addition, the Vocabulary section of the student software also provides opportunities for students to develop the skills for this standard.</p>
<p>ELA.K12.EE.1.1: Cite evidence to explain and justify reasoning.</p>	<p><i>Reading Horizons Elevate</i>® is designed to provide students with all the necessary decoding skills to read grade-level texts of all kinds. The passages and their corresponding comprehension questions found in the <i>Reading Horizons Elevate</i>® <i>Reading Library</i> can be used in combination with other texts to apply this standard.</p>
<p>ELA.K12.EE.2.1: Read and comprehend grade-level complex texts proficiently.</p>	<p><i>Reading Horizons Elevate</i>® is designed to provide students with all the necessary decoding skills to read grade-level texts of all kinds. The passages and their corresponding comprehension questions found in the <i>Reading Horizons Elevate</i>® <i>Reading Library</i> can be used to gauge comprehension.</p>
<p>ELA.K12.EE.3.1: Make inferences to support comprehension.</p>	<p><i>Reading Horizons Elevate</i>® is designed to provide students with all the necessary decoding skills to read grade-level texts of all kinds. The passages and their corresponding comprehension questions found in the <i>Reading Horizons Elevate</i>® <i>Reading Library</i> can be used to gauge comprehension. All but the lowest level passages include at least one inference question.</p>
<p>ELA.K12.EE.4.1: Use appropriate collaborative techniques and active listening skills when engaging in discussions in a variety of situations.</p>	<p><i>Reading Horizons Elevate</i>® utilizes an instructional framework that promotes communication skills through student explanation, elaboration, and collaborative gameplay.</p>

<p>ELA.K12.EE.5.1: Use the accepted rules governing a specific format to create quality work.</p>	<p><i>Reading Horizons Elevate</i>[®] provides many practice opportunities for students to consistently evaluate their own progress within a specific format to create quality work.</p> <p>Sample Student Summary Report</p> 
<p>ELA.K12.EE.6.1: Use appropriate voice and tone when speaking or writing.</p>	<p><i>Reading Horizons Elevate</i>[®] utilizes an instructional framework that promotes communication skills through student explanation, elaboration, and collaborative gameplay.</p>
<p>ELD.K12.ELL.LA.1: English language learners communicate information, ideas and concepts necessary for academic success in the content area of Language Arts.</p>	<p><i>Reading Horizons Elevate</i>[®] <i>English Language Enhancement</i> is a consumable book designed to help English language learners study vocabulary, pronunciation, and culture while learning with the <i>Reading Horizons Elevate</i>[®] student software and classroom instruction. The direct instruction materials include resources and tips to assist those who teach speakers of other languages.</p>
<p>ELD.K12.ELL.SI.1: English language learners communicate for social and instructional purposes within the school setting.</p>	<p><i>Reading Horizons Elevate</i>[®] <i>English Language Enhancement</i> is a consumable book designed to help English language learners study vocabulary, pronunciation, and culture while learning with the <i>Reading Horizons Elevate</i>[®] student software and classroom instruction. The direct instruction materials include resources and tips to assist those who teach speakers of other languages.</p>

Reading Horizons Discovery

Florida State Standard Correlations

for Intensive Reading 3

(#1000416) 2021 - And Beyond (current)

Course Standards

For 11th-grade reading standards, teachers may need to go to the benchmark of an earlier grade as a scaffold where a student has not yet reached mastery.

11th Grade	
Standard	<i>Reading Horizons Elevate</i> ®
ELA.10.V.1.2: Apply knowledge of etymology and derivations to determine meanings of words and phrases in grade-level content.	Throughout the <i>Reading Horizons Elevate</i> ® program, teachers are encouraged to teach word meaning and provide context sentences as students are exposed to new vocabulary. Lesson 86: Root Words, Prefixes, and Suffixes and Lesson 87: Other Suffixes specifically address this standard. In addition, the Vocabulary section of the student software also provides opportunities for students to develop the skills for this standard.
ELA.11.C.1.2: Write complex narratives using appropriate techniques to establish multiple perspectives.	<i>Reading Horizons Elevate</i> ® is designed to provide students with all the necessary decoding skills to read grade-level texts of all kinds. All lessons in <i>Reading Horizons Elevate</i> ® focus on building decoding skills that can be transferred to encoding skills. As students build reading skills that follow predictable patterns, they are empowered to read and spell any word that follows a particular skill. Certain lessons (such as Lesson 92: Spelling with -SS, -CE, or -SE) focus on spelling. This practice helps students develop the encoding skills necessary to write in a variety of academic areas.

<p>ELA.11.C.1.3: Write literary analyses to support claims, using logical reasoning, credible evidence from sources, and elaboration, demonstrating an understanding of literary elements.</p>	<p><i>Reading Horizons Elevate</i>[®] is designed to provide students with all the necessary decoding skills to read grade-level texts of all kinds. All lessons in <i>Reading Horizons Elevate</i>[®] focus on building decoding skills that can be transferred to encoding skills. As students build reading skills that follow predictable patterns, they are empowered to read and spell any word that follows a particular skill. Certain lessons (such as Lesson 92: Spelling with -SS, -CE, or -SE) focus on spelling. This practice helps students develop the encoding skills necessary to write in a variety of academic areas. The use of graphic organizers suggested in the Reading Library Teacher Guide further helps to develop this standard.</p>
<p>ELA.11.C.1.4: Write an analysis of complex texts using logical organization and a tone and voice appropriate to the task and audience, demonstrating an understanding of the subject.</p>	<p><i>Reading Horizons Elevate</i>[®] is designed to provide students with all the necessary decoding skills to read grade-level texts of all kinds. All lessons in <i>Reading Horizons Elevate</i>[®] focus on building decoding skills that can be transferred to encoding skills. As students build reading skills that follow predictable patterns, they are empowered to read and spell any word that follows a particular skill. Certain lessons (such as Lesson 92: Spelling with -SS, -CE, or -SE) focus on spelling. This practice helps students develop the encoding skills necessary to write in a variety of academic areas. The use of graphic organizers suggested in the Reading Library Teacher Guide further helps to develop this standard. The passages found in the <i>Reading Horizons Elevate</i>[®] <i>Reading Library</i> can be used in combination with other texts to apply this standard.</p>
<p>ELA.11.C.2.1: Present information orally, with a logical organization, coherent focus, and credible evidence, while employing effective rhetorical devices where appropriate.</p>	<p><i>Reading Horizons Elevate</i>[®] utilizes an instructional framework that promotes communication skills through student explanation, elaboration, and collaborative gameplay.</p>
<p>ELA.11.C.3.1: Follow the rules of standard English grammar, punctuation, capitalization, and spelling appropriate to grade level.</p>	<p><i>Reading Horizons Elevate</i>[®] includes many lessons to support students in developing and applying the rules of English grammar, punctuation, and capitalization. These lessons include, but are not limited to, Capitalization, Sentence Structure, Commas, Direct and Indirect Quotations, and Parts of Speech lessons. All lessons in <i>Reading Horizons Elevate</i>[®] focus on building decoding skills that can be transferred to encoding skills. As students build reading skills that follow predictable patterns, they are empowered to read and spell any word that follows a particular skill. Certain lessons (such as Lesson 92: Spelling with -SS, -CE, or -SE) focus on spelling.</p>

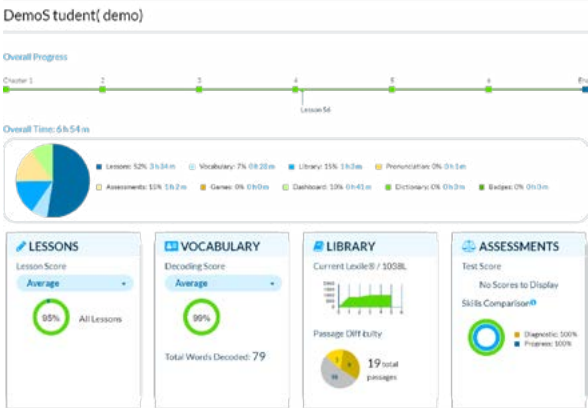
<p>ELA.11.C.4.1: Conduct literary research to answer a question, refining the scope of the question to align with interpretations of texts, and synthesizing information from primary and secondary sources.</p>	<p><i>Reading Horizons Elevate</i>® is designed to provide students with all the necessary decoding skills to read grade-level texts of all kinds. All lessons in <i>Reading Horizons Elevate</i>® focus on building decoding skills that can be transferred to encoding skills. As students build reading skills that follow predictable patterns, they are empowered to read and spell any word that follows a particular skill. Certain lessons (such as Lesson 92: Spelling with -SS, -CE, or -SE) focus on spelling. This practice helps students develop the encoding skills necessary to write in a variety of academic areas.</p>
<p>ELA.11.R.1.1: Evaluate how key elements enhance or add layers of meaning and/or style in a literary text.</p>	<p><i>Reading Horizons Elevate</i>® curriculum does not directly address key elements in literary text; however, <i>Reading Horizons Elevate</i>® is designed to provide students with all the necessary decoding skills to read grade-level texts of all kinds.</p>
<p>ELA.11.R.1.2: Track and analyze universal themes in literary texts from different times and places.</p>	<p><i>Reading Horizons Elevate</i>® curriculum does not directly address theme analysis in a text; however, <i>Reading Horizons Elevate</i>® is designed to provide students with all the necessary decoding skills to read grade-level texts of all kinds.</p>
<p>ELA.11.R.1.3: Analyze the author’s choices in using juxtaposition to define character perspective.</p>	<p><i>Reading Horizons Elevate</i>® curriculum does not directly address perspective; however, <i>Reading Horizons Elevate</i>® is designed to provide students with all the necessary decoding skills to read grade-level texts of all kinds.</p>
<p>ELA.11.R.1.4: Analyze ways in which poetry reflects themes and issues of its time period.</p>	<p><i>Reading Horizons Elevate</i>® curriculum does not directly address poetic analysis; however, <i>Reading Horizons Elevate</i>® is designed to provide students with all the necessary decoding skills to read grade-level texts of all kinds.</p>
<p>ELA.11.R.2.1: Evaluate the structure(s) and features in texts.</p>	<p><i>Reading Horizons Elevate</i>® is designed to provide students with all the necessary decoding skills to read grade-level texts of all kinds. The use of graphic organizers suggested in the Reading Library Teacher Guide further helps to develop this standard. The passages and their corresponding comprehension questions found in the <i>Reading Horizons Elevate</i>® Reading Library can be used in combination with other texts to apply this standard.</p>
<p>ELA.11.R.2.2: Analyze the central idea(s) of speeches and essays from the Classical Period.</p>	<p><i>Reading Horizons Elevate</i>® is designed to provide students with all the necessary decoding skills to read grade-level texts of all kinds. The use of graphic organizers suggested in the Reading Library Teacher Guide further helps to develop this standard. The passages and their corresponding comprehension questions found in the <i>Reading Horizons Elevate</i>® Reading Library can be used in combination with other texts to apply this standard.</p>

<p>ELA.11.R.2.3: Analyze an author’s choices in establishing and achieving purpose(s) in speeches and essays from the Classical Period.</p>	<p><i>Reading Horizons Elevate</i>® curriculum does not directly address establishing purpose; however, <i>Reading Horizons Elevate</i>® is designed to provide students with all the necessary decoding skills to read grade-level texts of all kinds.</p>
<p>ELA.11.R.2.4: Compare the development of multiple arguments on the same topic, evaluating the effectiveness and validity of the claims, the authors’ reasoning, and the ways in which the authors use the same information to achieve different ends.</p>	<p><i>Reading Horizons Elevate</i>® curriculum does not directly address argument development; however, <i>Reading Horizons Elevate</i>® is designed to provide students with all the necessary decoding skills to read grade-level texts of all kinds.</p>
<p>ELA.11.R.3.1: Analyze the author’s use of figurative language and explain examples of allegory.</p>	<p><i>Reading Horizons Elevate</i>® curriculum does not directly address figurative language; however, <i>Reading Horizons Elevate</i>® is designed to provide students with all the necessary decoding skills to read grade-level texts of all kinds.</p>
<p>ELA.11.R.3.2: Paraphrase content from grade-level texts.</p>	<p><i>Reading Horizons Elevate</i>® is designed to provide students with all the necessary decoding skills to read grade-level texts of all kinds. The use of graphic organizers suggested in the Reading Library Teacher Guide further helps to develop this standard. The passages and their corresponding comprehension questions found in the <i>Reading Horizons Elevate</i>® Reading Library can be used in combination with other texts to apply this standard.</p>
<p>ELA.11.R.3.3: Compare and contrast how contemporaneous authors address related topics, comparing the authors’ use of reasoning, and analyzing the texts within the context of the time period.</p>	<p><i>Reading Horizons Elevate</i>® curriculum does not directly address text analysis; however, <i>Reading Horizons Elevate</i>® is designed to provide students with all the necessary decoding skills to read grade-level texts of all kinds.</p>
<p>ELA.11.R.3.4: Evaluate an author’s use of rhetoric in text.</p>	<p><i>Reading Horizons Elevate</i>® curriculum does not directly address rhetoric; however, <i>Reading Horizons Elevate</i>® is designed to provide students with all the necessary decoding skills to read grade-level texts of all kinds.</p>

<p>ELA.11.V.1.2: Apply knowledge of etymology and derivations to determine meanings of words and phrases in grade-level content.</p>	<p>Throughout the <i>Reading Horizons Elevate</i>® program, teachers are encouraged to teach word meaning and provide context sentences as students are exposed to new vocabulary. Lesson 86: Root Words, Prefixes, and Suffixes and Lesson 87: Other Suffixes specifically address this standard. In addition, the Vocabulary section of the student software also provides opportunities for students to develop the skills for this standard.</p>
<p>ELA.612.F.2.1: Demonstrate an understanding of spoken words, syllables, and sounds.</p> <ul style="list-style-type: none"> a. Orally produce single-syllable and multisyllabic words by accurately blending sounds. b. Accurately segment single-syllable and multisyllabic words. 	<p><i>Reading Horizons Elevate</i>® focuses on decoding strategies to allow students to orthographically map patterns in the English language instead of just memorizing words. The visual-spatial process employs markings to indicate pronunciation and movement in syllabication to support mapping words. The explicit model of teaching these skills and the gradual release of responsibility to the student allows students to master each skill, thereby empowering them to accurately read words independently. The skills taught build upon one another, moving from simple to complex. The core skills are the 42 Sounds in English, the 5 Phonetic Skills for single-syllable words, and the 2 Decoding Skills for proving pronouncing and syllabication.</p>
<p>ELA.612.F.2.2: Know and apply phonics and word analysis skills in decoding words.</p> <ul style="list-style-type: none"> a. Use an array of strategies to decode single-syllable and multisyllabic words. b. Accurately read multisyllabic words using a combined knowledge of all letter-sound correspondences, and syllabication patterns. 	<p><i>Reading Horizons Elevate</i>® focuses on teaching all the necessary skills for decoding words of any length.</p> <p>Decoding strategies for single-syllable words are explicitly taught in the following lessons:</p> <p>Lesson 34: Phonetic Skill 1 teaches students to decode CVC and CCVC words (closed syllable).</p> <p>Lesson 35: Phonetic Skill 2 teaches students to decode CVCC and CCVCC words (closed syllable).</p> <p>Lesson 43: Phonetic Skill 3 teaches students to decode CV words (open syllable).</p> <p>Lesson 44: Phonetic Skill 4 teaches students to decode words that end in the VCe combination.</p> <p>Lesson 51: Phonetic Skill 5 teaches students to decode CVVC words with common vowel teams.</p> <p>Lesson 64: -LE at the End of a Word teaches students to decode words that end in the consonant-le syllable type.</p> <p>Lesson 69: Murmur Diphthong AR, Lesson 70: Murmur Diphthong OR, and Lesson 71: Murmur Diphthongs ER, UR, and IR all teach students to decode words that follow the r-controlled vowel syllable type.</p>

	<p>Lessons 81-82: Special Vowel Sounds AU/AW, OU/OW, OI/OY, and OO/OO teach students to decode words that contain these vowel teams.</p> <p>Syllabication patterns for decoding multisyllabic words are explicitly taught in the following lessons:</p> <p>Lesson 56: Decoding Skill 1 teaches students to decode multisyllabic words in which the first syllable follows a CV pattern.</p> <p>Lesson 61: Decoding Skill 2 teaches students to break down multisyllabic words in which the first syllable follows a VC pattern.</p> <p>Lesson 65: Decoding Words of Any Length empowers students to combine their previous skills to break down even longer words.</p> <p>Lesson 66: Compound Words teaches students to break down compound words.</p>
<p>ELA.612.F.2.3: Know and apply phonics and word analysis skills in encoding words.</p> <p>a. Use an array of strategies to accurately encode single-syllable and multisyllabic words.</p>	<p>All lessons in <i>Reading Horizons Elevate</i>® focus on building decoding skills that can be transferred to encoding skills. As students build reading skills that follow predictable patterns, they are empowered to read and spell any word that follows a particular skill. Certain lessons (such as Lesson 92: Spelling with -SS, -CE, or -SE) focus on spelling. Spelling is also heavily practiced in the curriculum. On the <i>Reading Horizons Elevate</i>® Software, students are expected to spell words during activities provided for each lesson based on the skills they have learned. In direct instruction, students practice spelling skills while engaging in the process of dictation.</p>
<p>ELA.612.F.2.4: Read grade-level texts with accuracy, automaticity, and appropriate prosody or expression.</p>	<p><i>Reading Horizons Elevate</i>® is designed to provide students with all the necessary decoding skills to read grade-level texts of all kinds. The passages and their corresponding comprehension questions along with reading rate tables found in the <i>Reading Horizons Elevate</i>® Reading Library can be used to gauge accuracy and rate.</p>
<p>ELA.8.V.1.2: Apply knowledge of Greek and Latin roots and affixes to determine meanings of words and phrases in grade-level content.</p>	<p>Throughout the <i>Reading Horizons Elevate</i>® program, teachers are encouraged to teach word meaning and provide context sentences as students are exposed to new vocabulary. Lesson 86: Root Words, Prefixes, and Suffixes and Lesson 87: Other Suffixes specifically address this standard. In addition, the Vocabulary section of the student software also provides opportunities for students to develop the skills for this standard.</p>

<p>ELA.9.V.1.2: Apply knowledge of etymology and derivations to determine meanings of words and phrases in grade-level content.</p>	<p>Throughout the <i>Reading Horizons Elevate</i>[®] program, teachers are encouraged to teach word meaning and provide context sentences as students are exposed to new vocabulary. Lesson 86: Root Words, Prefixes, and Suffixes and Lesson 87: Other Suffixes specifically address this standard. In addition, the Vocabulary section of the student software also provides opportunities for students to develop the skills for this standard.</p>
<p>ELA.K12.EE.1.1: Cite evidence to explain and justify reasoning.</p>	<p><i>Reading Horizons Elevate</i>[®] is designed to provide students with all the necessary decoding skills to read grade-level texts of all kinds. The passages and their corresponding comprehension questions found in the <i>Reading Horizons Elevate</i>[®] <i>Reading Library</i> can be used in combination with other texts to apply this standard.</p>
<p>ELA.K12.EE.2.1: Read and comprehend grade-level complex texts proficiently.</p>	<p><i>Reading Horizons Elevate</i>[®] is designed to provide students with all the necessary decoding skills to read grade-level texts of all kinds. The passages and their corresponding comprehension questions found in the <i>Reading Horizons Elevate</i>[®] <i>Reading Library</i> can be used to gauge comprehension.</p>
<p>ELA.K12.EE.3.1: Make inferences to support comprehension.</p>	<p><i>Reading Horizons Elevate</i>[®] is designed to provide students with all the necessary decoding skills to read grade-level texts of all kinds. The passages and their corresponding comprehension questions found in the <i>Reading Horizons Elevate</i>[®] <i>Reading Library</i> can be used to gauge comprehension. All but the lowest level passages include at least one inference question.</p>
<p>ELA.K12.EE.4.1: Use appropriate collaborative techniques and active listening skills when engaging in discussions in a variety of situations.</p>	<p><i>Reading Horizons Elevate</i>[®] utilizes an instructional framework that promotes communication skills through student explanation, elaboration, and collaborative gameplay.</p>

<p>ELA.K12.EE.5.1: Use the accepted rules governing a specific format to create quality work.</p>	<p><i>Reading Horizons Elevate</i>® provides many practice opportunities for students to consistently evaluate their own progress within a specific format to create quality work.</p> <p>Sample Student Summary Report</p> 
<p>ELA.K12.EE.6.1: Use appropriate voice and tone when speaking or writing.</p>	<p><i>Reading Horizons Elevate</i>® utilizes an instructional framework that promotes communication skills through student explanation, elaboration, and collaborative gameplay.</p>
<p>ELD.K12.ELL.LA.1: English language learners communicate information, ideas and concepts necessary for academic success in the content area of Language Arts.</p>	<p><i>Reading Horizons Elevate</i>® <i>English Language Enhancement</i> is a consumable book designed to help English language learners study vocabulary, pronunciation, and culture while learning with the <i>Reading Horizons Elevate</i>® student software and classroom instruction. The direct instruction materials include resources and tips to assist those who teach speakers of other languages.</p>
<p>ELD.K12.ELL.SI.1: English language learners communicate for social and instructional purposes within the school setting.</p>	<p><i>Reading Horizons Elevate</i>® <i>English Language Enhancement</i> is a consumable book designed to help English language learners study vocabulary, pronunciation, and culture while learning with the <i>Reading Horizons Elevate</i>® student software and classroom instruction. The direct instruction materials include resources and tips to assist those who teach speakers of other languages.</p>

Reading Horizons Discovery

Florida State Standard Correlations

for Intensive Reading 4

(#1000418) 2021 - And Beyond (current)

Course Standards

For 12th-grade reading standards, teachers may need to go to the benchmark of an earlier grade as a scaffold where a student has not yet reached mastery.

12th Grade	
Standard	Reading Horizons Elevate®
ELA.12.C.1.2: Write complex narratives using appropriate techniques to establish multiple perspectives and convey universal themes.	<i>Reading Horizons Elevate</i> ® is designed to provide students with all the necessary decoding skills to read grade-level texts of all kinds. All lessons in <i>Reading Horizons Elevate</i> ® focus on building decoding skills that can be transferred to encoding skills. As students build reading skills that follow predictable patterns, they are empowered to read and spell any word that follows a particular skill. Certain lessons (such as Lesson 92: Spelling with -SS, -CE, or -SE) focus on spelling. This practice helps students develop the encoding skills necessary to write in a variety of academic areas.
ELA.12.C.1.3: Write arguments to support claims based on an in-depth analysis of topics or texts using valid reasoning and credible evidence from sources, elaboration, and demonstrating a thorough understanding of the subject.	<i>Reading Horizons Elevate</i> ® is designed to provide students with all the necessary decoding skills to read grade-level texts of all kinds. All lessons in <i>Reading Horizons Elevate</i> ® focus on building decoding skills that can be transferred to encoding skills. As students build reading skills that follow predictable patterns, they are empowered to read and spell any word that follows a particular skill. Certain lessons (such as Lesson 92: Spelling with -SS, -CE, or -SE) focus on spelling. This practice helps students develop the encoding skills necessary to write in a variety of academic areas. The use of graphic organizers suggested in the Reading Library Teacher Guide further helps to develop this standard.

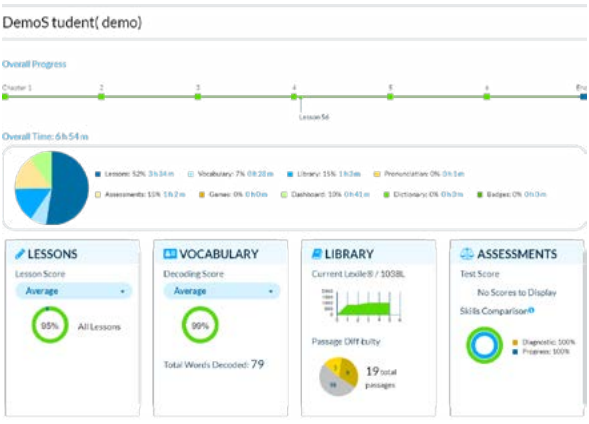
<p>ELA.12.C.1.4: Write an in-depth analysis of complex texts using logical organization and appropriate tone and voice, demonstrating a thorough understanding of the subject.</p>	<p><i>Reading Horizons Elevate</i>[®] is designed to provide students with all the necessary decoding skills to read grade-level texts of all kinds. All lessons in <i>Reading Horizons Elevate</i>[®] focus on building decoding skills that can be transferred to encoding skills. As students build reading skills that follow predictable patterns, they are empowered to read and spell any word that follows a particular skill. Certain lessons (such as Lesson 92: Spelling with -SS, -CE, or -SE) focus on spelling. This practice helps students develop the encoding skills necessary to write in a variety of academic areas. The use of graphic organizers suggested in the Reading Library Teacher Guide further helps to develop this standard. The passages found in the <i>Reading Horizons Elevate</i>[®] <i>Reading Library</i> can be used in combination with other texts to apply this standard.</p>
<p>ELA.12.C.2.1: Present information orally, with a logical organization, coherent focus, and credible evidence while employing effective rhetorical devices where appropriate.</p>	<p><i>Reading Horizons Elevate</i>[®] utilizes an instructional framework that promotes communication skills through student explanation, elaboration, and collaborative gameplay.</p>
<p>ELA.12.C.3.1: Follow the rules of standard English grammar, punctuation, capitalization, and spelling appropriate to grade level.</p>	<p><i>Reading Horizons Elevate</i>[®] includes many lessons to support students in developing and applying the rules of English grammar, punctuation, and capitalization. These lessons include, but are not limited to, Capitalization, Sentence Structure, Commas, Direct and Indirect Quotations, and Parts of Speech lessons. All lessons in <i>Reading Horizons Elevate</i>[®] focus on building decoding skills that can be transferred to encoding skills. As students build reading skills that follow predictable patterns, they are empowered to read and spell any word that follows a particular skill. Certain lessons (such as Lesson 92: Spelling with -SS, -CE, or -SE) focus on spelling.</p>
<p>ELA.12.C.4.1: Conduct research on a topical issue to answer a question and synthesize information from a variety of sources.</p>	<p><i>Reading Horizons Elevate</i>[®] is designed to provide students with all the necessary decoding skills to read grade-level texts of all kinds. All lessons in <i>Reading Horizons Elevate</i>[®] focus on building decoding skills that can be transferred to encoding skills. As students build reading skills that follow predictable patterns, they are empowered to read and spell any word that follows a particular skill. Certain lessons (such as Lesson 92: Spelling with -SS, -CE, or -SE) focus on spelling. This practice helps students develop the encoding skills necessary to write in a variety of academic areas.</p>

<p>ELA.12.R.1.1: Evaluate how key elements enhance or add layers of meaning and/or style in a literary text and explain the functional significance of those elements in interpreting the text.</p>	<p><i>Reading Horizons Elevate</i>[®] curriculum does not directly address key elements in literary text; however, <i>Reading Horizons Elevate</i>[®] is designed to provide students with all the necessary decoding skills to read grade-level texts of all kinds.</p>
<p>ELA.12.R.1.2: Analyze two or more themes and evaluate their development throughout a literary text.</p>	<p><i>Reading Horizons Elevate</i>[®] curriculum does not directly address theme analysis in a text; however, <i>Reading Horizons Elevate</i>[®] is designed to provide students with all the necessary decoding skills to read grade-level texts of all kinds.</p>
<p>ELA.12.R.1.3: Evaluate the development of character perspective, including conflicting perspectives.</p>	<p><i>Reading Horizons Elevate</i>[®] curriculum does not directly address perspective; however, <i>Reading Horizons Elevate</i>[®] is designed to provide students with all the necessary decoding skills to read grade-level texts of all kinds.</p>
<p>ELA.12.R.1.4: Evaluate works of major poets in their historical context.</p>	<p><i>Reading Horizons Elevate</i>[®] curriculum does not directly address poetic analysis; however, <i>Reading Horizons Elevate</i>[®] is designed to provide students with all the necessary decoding skills to read grade-level texts of all kinds.</p>
<p>ELA.12.R.2.1: Evaluate the structure(s) and features in texts, identifying how the author could make the text(s) more effective.</p>	<p><i>Reading Horizons Elevate</i>[®] is designed to provide students with all the necessary decoding skills to read grade-level texts of all kinds. The use of graphic organizers suggested in the Reading Library Teacher Guide further helps to develop this standard. The passages and their corresponding comprehension questions found in the <i>Reading Horizons Elevate</i>[®] <i>Reading Library</i> can be used in combination with other texts to apply this standard.</p>
<p>ELA.12.R.2.2: Evaluate how an author develops the central idea(s), identifying how the author could make the support more effective.</p>	<p><i>Reading Horizons Elevate</i>[®] is designed to provide students with all the necessary decoding skills to read grade-level texts of all kinds. The use of graphic organizers suggested in the Reading Library Teacher Guide further helps to develop this standard. The passages and their corresponding comprehension questions found in the <i>Reading Horizons Elevate</i>[®] <i>Reading Library</i> can be used in combination with other texts to apply this standard.</p>
<p>ELA.12.R.2.3: Evaluate an author's choices in establishing and achieving purpose(s).</p>	<p><i>Reading Horizons Elevate</i>[®] curriculum does not directly address establishing purpose; however, <i>Reading Horizons Elevate</i>[®] is designed to provide students with all the necessary decoding skills to read grade-level texts of all kinds.</p>

<p>ELA.12.R.2.4: Compare the development of multiple arguments in related texts, evaluating the validity of the claims, the authors' reasoning, use of the same information, and/or the authors' rhetoric.</p>	<p><i>Reading Horizons Elevate</i>[®] curriculum does not directly address argument development; however, <i>Reading Horizons Elevate</i>[®] is designed to provide students with all the necessary decoding skills to read grade-level texts of all kinds.</p>
<p>ELA.12.R.3.1: Evaluate an author's use of figurative language.</p>	<p><i>Reading Horizons Elevate</i>[®] curriculum does not directly address figurative language; however, <i>Reading Horizons Elevate</i>[®] is designed to provide students with all the necessary decoding skills to read grade-level texts of all kinds.</p>
<p>ELA.12.R.3.2: Paraphrase content from grade-level texts.</p>	<p><i>Reading Horizons Elevate</i>[®] is designed to provide students with all the necessary decoding skills to read grade-level texts of all kinds. The use of graphic organizers suggested in the Reading Library Teacher Guide further helps to develop this standard. The passages and their corresponding comprehension questions found in the <i>Reading Horizons Elevate</i>[®] Reading Library can be used in combination with other texts to apply this standard.</p>
<p>ELA.12.R.3.3: Analyze the influence of classic literature on contemporary world texts.</p>	<p><i>Reading Horizons Elevate</i>[®] curriculum does not directly address text analysis; however, <i>Reading Horizons Elevate</i>[®] is designed to provide students with all the necessary decoding skills to read grade-level texts of all kinds.</p>
<p>ELA.12.R.3.4: Evaluate rhetorical choices across multiple texts.</p>	<p><i>Reading Horizons Elevate</i>[®] curriculum does not directly address rhetoric; however, <i>Reading Horizons Elevate</i>[®] is designed to provide students with all the necessary decoding skills to read grade-level texts of all kinds.</p>
<p>ELA.12.V.1.1: Integrate academic vocabulary appropriate to grade level in speaking and writing.</p>	<p>Throughout the <i>Reading Horizons Elevate</i>[®] program, teachers are encouraged to teach word meaning and provide context sentences as students are exposed to new vocabulary. In addition, the Vocabulary section of the student software also provides opportunities for students to develop the skills for this standard.</p>
<p>ELA.12.V.1.2: Apply knowledge of etymology, derivations, and commonly used foreign phrases to determine meanings of words and phrases in grade-level content.</p>	<p>Throughout the <i>Reading Horizons Elevate</i>[®] program, teachers are encouraged to teach word meaning and provide context sentences as students are exposed to new vocabulary. Lesson 86: Root Words, Prefixes, and Suffixes and Lesson 87: Other Suffixes specifically address this standard. In addition, the Vocabulary section of the student software also provides opportunities for students to develop the skills for this standard.</p>

<p>ELA.12.V.1.3: Apply knowledge of context clues, figurative language, word relationships, reference materials, and/or background knowledge to determine the connotative and denotative meaning of words and phrases, appropriate to grade level.</p>	<p>Throughout the <i>Reading Horizons Elevate</i>® program, teachers are encouraged to teach word meaning and provide context sentences as students are exposed to new vocabulary. Lesson 86: Root Words, Prefixes, and Suffixes and Lesson 87: Other Suffixes specifically address this standard. In addition, the Vocabulary section of the student software also provides opportunities for students to develop the skills for this standard.</p>
<p>ELA.612.F.2.1: Demonstrate an understanding of spoken words, syllables, and sounds.</p> <ul style="list-style-type: none"> a. Orally produce single-syllable and multisyllabic words by accurately blending sounds. b. Accurately segment single-syllable and multisyllabic words. 	<p><i>Reading Horizons Elevate</i>® focuses on decoding strategies to allow students to orthographically map patterns in the English language instead of just memorizing words. The visual-spatial process employs markings to indicate pronunciation and movement in syllabication to support mapping words. The explicit model of teaching these skills and the gradual release of responsibility to the student allows students to master each skill, thereby empowering them to accurately read words independently. The skills taught build upon one another, moving from simple to complex. The core skills are the 42 Sounds in English, the 5 Phonetic Skills for single-syllable words, and the 2 Decoding Skills for proving pronouncing and syllabication.</p>
<p>ELA.612.F.2.2: Know and apply phonics and word analysis skills in decoding words.</p> <ul style="list-style-type: none"> a. Use an array of strategies to decode single-syllable and multisyllabic words. b. Accurately read multisyllabic words using a combined knowledge of all letter-sound correspondences, and syllabication patterns. 	<p><i>Reading Horizons Elevate</i>® focuses on teaching all the necessary skills for decoding words of any length.</p> <p>Decoding strategies for single-syllable words are explicitly taught in the following lessons:</p> <p>Lesson 34: Phonetic Skill 1 teaches students to decode CVC and CCVC words (closed syllable).</p> <p>Lesson 35: Phonetic Skill 2 teaches students to decode CVCC and CCVCC words (closed syllable).</p> <p>Lesson 43: Phonetic Skill 3 teaches students to decode CV words (open syllable).</p> <p>Lesson 44: Phonetic Skill 4 teaches students to decode words that end in the VCe combination.</p> <p>Lesson 51: Phonetic Skill 5 teaches students to decode CVVC words with common vowel teams.</p> <p>Lesson 64: -LE at the End of a Word teaches students to decode words that end in the consonant-le syllable type.</p> <p>Lesson 69: Murmur Diphthong AR, Lesson 70: Murmur Diphthong OR, and Lesson 71: Murmur Diphthongs ER, UR, and IR all teach students to decode words that follow the r-controlled vowel syllable type.</p>

	<p>Lessons 81-82: Special Vowel Sounds AU/AW, OU/OW, OI/OY, and OO/OO teach students to decode words that contain these vowel teams.</p> <p>Syllabication patterns for decoding multisyllabic words are explicitly taught in the following lessons:</p> <p>Lesson 56: Decoding Skill 1 teaches students to decode multisyllabic words in which the first syllable follows a CV pattern.</p> <p>Lesson 61: Decoding Skill 2 teaches students to break down multisyllabic words in which the first syllable follows a VC pattern.</p> <p>Lesson 65: Decoding Words of Any Length empowers students to combine their previous skills to break down even longer words.</p> <p>Lesson 66: Compound Words teaches students to break down compound words.</p>
<p>ELA.612.F.2.3: Know and apply phonics and word analysis skills in encoding words.</p> <p>a. Use an array of strategies to accurately encode single-syllable and multisyllabic words.</p>	<p>All lessons in <i>Reading Horizons Elevate</i>[®] focus on building decoding skills that can be transferred to encoding skills. As students build reading skills that follow predictable patterns, they are empowered to read and spell any word that follows a particular skill. Certain lessons (such as Lesson 92: Spelling with -SS, -CE, or -SE) focus on spelling. Spelling is also heavily practiced in the curriculum. On the <i>Reading Horizons Elevate</i>[®] Software, students are expected to spell words during activities provided for each lesson based on the skills they have learned. In direct instruction, students practice spelling skills while engaging in the process of dictation.</p>
<p>ELA.612.F.2.4: Read grade-level texts with accuracy, automaticity, and appropriate prosody or expression.</p>	<p><i>Reading Horizons Elevate</i>[®] is designed to provide students with all the necessary decoding skills to read grade-level texts of all kinds. The passages and their corresponding comprehension questions along with reading rate tables found in the <i>Reading Horizons Elevate</i>[®] <i>Reading Library</i> can be used to gauge accuracy and rate.</p>
<p>ELA.K12.EE.1.1: Cite evidence to explain and justify reasoning.</p>	<p><i>Reading Horizons Elevate</i>[®] is designed to provide students with all the necessary decoding skills to read grade-level texts of all kinds. The passages and their corresponding comprehension questions found in the <i>Reading Horizons Elevate</i>[®] <i>Reading Library</i> can be used in combination with other texts to apply this standard.</p>

<p>ELA.K12.EE.2.1: Read and comprehend grade-level complex texts proficiently.</p>	<p><i>Reading Horizons Elevate</i>[®] is designed to provide students with all the necessary decoding skills to read grade-level texts of all kinds. The passages and their corresponding comprehension questions found in the <i>Reading Horizons Elevate</i>[®] <i>Reading Library</i> can be used to gauge comprehension.</p>
<p>ELA.K12.EE.3.1: Make inferences to support comprehension.</p>	<p><i>Reading Horizons Elevate</i>[®] is designed to provide students with all the necessary decoding skills to read grade-level texts of all kinds. The passages and their corresponding comprehension questions found in the <i>Reading Horizons Elevate</i>[®] <i>Reading Library</i> can be used to gauge comprehension. All but the lowest level passages include at least one inference question.</p>
<p>ELA.K12.EE.4.1: Use appropriate collaborative techniques and active listening skills when engaging in discussions in a variety of situations.</p>	<p><i>Reading Horizons Elevate</i>[®] utilizes an instructional framework that promotes communication skills through student explanation, elaboration, and collaborative gameplay.</p>
<p>ELA.K12.EE.5.1: Use the accepted rules governing a specific format to create quality work.</p>	<p><i>Reading Horizons Elevate</i>[®] provides many practice opportunities for students to consistently evaluate their own progress within a specific format to create quality work.</p> <p>Sample Student Summary Report</p> 
<p>ELA.K12.EE.6.1: Use appropriate voice and tone when speaking or writing.</p>	<p><i>Reading Horizons Elevate</i>[®] utilizes an instructional framework that promotes communication skills through student explanation, elaboration, and collaborative gameplay.</p>
<p>MA.K12.MTR.1.1: Actively participate in effortful learning both individually and collectively.</p>	<p><i>Reading Horizons Elevate</i>[®] program utilizes an instructional framework that promotes communication and collaboration skills through student explanation and elaboration. Working with a partner to discuss errors and how to correct them efficiently during dictation allows for support with the skill of applying rules to proving the pronunciation of words.</p>

<p>MA.K12.MTR.2.1: Demonstrate understanding by representing problems in multiple ways.</p>	<p><i>Reading Horizons Elevate</i>[®] program utilizes an instructional framework that promotes communication and collaboration skills through student explanation and elaboration. Graphic organizers can be utilized to support the skills necessary to develop for this standard. Manipulatives are employed during dictation as well as rules that follow formulas for decoding words with specific markings that provide connections between the marking and meaning.</p>
<p>MA.K12.MTR.3.1: Complete tasks with mathematical fluency.</p>	<p><i>Reading Horizons Elevate</i>[®] program utilizes an instructional framework that promotes communication and collaboration skills through student explanation and elaboration. Corrective feedback throughout the process of dictation allows for students to develop the skills necessary for this standard.</p>
<p>MA.K12.MTR.4.1: Engage in discussions that reflect on the mathematical thinking of self and others.</p>	<p><i>Reading Horizons Elevate</i>[®] program utilizes an instructional framework that promotes communication and collaboration skills through student explanation and elaboration. Working with a partner to discuss errors and how to correct them efficiently during dictation allows for support with the skill of applying rules to proving the pronunciation of words.</p>
<p>MA.K12.MTR.5.1: Use patterns and structure to help understand and connect mathematical concepts.</p>	<p><i>Reading Horizons Elevate</i>[®] program utilizes a visual-spatial process with a unique marking system that proves the pronunciation and explains the decoding of words. Throughout the <i>Reading Horizons Elevate</i>[®] program students develop an understanding of the patterns and concepts of the English language which allows the students to develop the skills necessary to practice this standard.</p>
<p>MA.K12.MTR.6.1: Assess the reasonableness of solutions.</p>	<p><i>Reading Horizons Elevate</i>[®] program utilizes an instructional framework that promotes communication and collaboration skills through student explanation and elaboration. Working with a partner to discuss errors and how to correct them efficiently during dictation allows for support with the skill of applying rules to proving the pronunciation of words.</p>
<p>MA.K12.MTR.7.1: Apply mathematics to real-world contexts.</p>	<p><i>Reading Horizons Elevate</i>[®] program provides students with a plethora of reports in the student software that allow for data collection and enable students to analyze them to determine personal growth and success throughout the course.</p>

<p>ELD.K12.ELL.LA.1: English language learners communicate information, ideas, and concepts necessary for academic success in the content area of Language Arts.</p>	<p><i>Reading Horizons Elevate</i>[®] <i>English Language Enhancement</i> is a consumable book designed to help English language learners study vocabulary, pronunciation, and culture while learning with the <i>Reading Horizons Elevate</i>[®] student software and classroom instruction. The direct instruction materials include resources and tips to assist those who teach speakers of other languages.</p>
<p>ELD.K12.ELL.SI.1: English language learners communicate for social and instructional purposes within the school setting.</p>	<p><i>Reading Horizons Elevate</i>[®] <i>English Language Enhancement</i> is a consumable book designed to help English language learners study vocabulary, pronunciation, and culture while learning with the <i>Reading Horizons Elevate</i>[®] student software and classroom instruction. The direct instruction materials include resources and tips to assist those who teach speakers of other languages.</p>